

**MEMBERS OF PARLIAMENT
LOCAL AREA DEVELOPMENT SCHEME
(MPLADS)**

**ANNUAL REPORT
2014-15**

**MINISTRY OF STATISTICS &
PROGRAMME IMPLEMENTATION
GOVERNMENT OF INDIA
SARDAR PATEL BHAWAN
SANSAD MARG, NEW DELHI-110001
Website: www.mplads.nic.in**

INDEX

PART- I	Background and Policy	1
1.1	Background	3
1.2	Salient features of the Scheme	4
1.3	Procedure for Release of funds	7
1.4	Transparency and Accountability	9
1.5	Reiteration of certain provisions of the Guidelines	10
PART- II	National Implementation Status	11
2.1	Release of funds	13
2.2	MPLAD Scheme Performance and Achievements	13
2.2.1	Cumulative Achievements (till 31.03.2015)	14
2.3	Other Achievements	15
2.3.1	Rehabilitation works in flash flood and landslide affected areas of Jammu and Kashmir	15
2.3.2	Uttarakhand flash floods/landslides and cloudburst	15
2.3.3	IT Initiatives including MPLADS Software	15
2.3.4	All India Review Meetings on MPLADS	18
2.3.5	Training of District Officials	18
PART- III	State/UT wise Implementation Status	19
3.1	Andhra Pradesh	21
3.2	Arunachal Pradesh	26
3.3	Assam	29
3.4	Bihar	34
3.5	Chhattisgarh	42
3.6	Goa	46
3.7	Gujarat	49
3.8	Haryana	55
3.9	Himachal Pradesh	59
3.10	Jammu & Kashmir	62
3.11	Jharkhand	66
3.12	Karnataka	70
3.13	Kerala	76
3.14	Madhya Pradesh	81
3.15	Maharashtra	87
3.16	Manipur	95
3.17	Meghalaya	98
3.18	Mizoram	101
3.19	Nagaland	104
3.20	Odisha	106
3.21	Punjab	111
3.22	Rajasthan	116
3.23	Sikkim	122

3.24	Tamil Nadu	125
3.25	Telangana	132
3.26	Tripura	136
3.27	Uttar Pradesh	139
3.28	Uttarakhand	151
3.29	West Bengal	154
3.30	A & N Islands	162
3.31	Chandigarh	165
3.32	D & N Haveli	168
3.33	Daman & Diu	171
3.34	Delhi	174
3.35	Lakshadweep	178
3.36	Puducherry	181
3.37	Nominated MPs	184

PART-IV		189
----------------	--	------------

	(A) Physical Monitoring of MPLADS Assets	191
--	---	------------

	(B) Impact of the Scheme	192
--	---------------------------------	------------

PART- V		193
----------------	--	------------

	Annexures	
--	------------------	--

I	State/UT-wise release of funds/expenditure of MPs (Lok Sabha and Rajya Sabha)	195
II	State/UT-wise summary of recommended, sanctioned and completed works (Lok Sabha and Rajya Sabha)	196
II A	State/UT-wise summary of recommended, sanctioned and completed works (15 th Lok Sabha)	197
II B	State/UT-wise summary of recommended, sanctioned and completed works (16 th Lok Sabha)	198
II C	State/UT-wise summary of recommended, sanctioned and completed works (Rajya Sabha)	199

PART-I

BACKGROUND AND POLICY

PART - I

Background and Policy

1.1 Background

- 1.1.1** The MPLAD Scheme was launched on 23rd December 1993, to provide a mechanism for the Members of Parliament to recommend works of developmental nature for creation of durable community assets and for provision of basic facilities, including community infrastructure, based on locally felt needs.
- 1.1.2** The Scheme is governed by a set of Guidelines, which were first issued by the Ministry of Rural Development in February 1994. After the transfer of this Scheme from Ministry of Rural Development to the Ministry of Statistics and Programme Implementation, revised Guidelines were issued in December 1994. The Guidelines were further revised in February 1997, September 1999, April 2002, November 2005, August 2012 and May 2014. Revision of Guidelines is based on the operational experience and the suggestions received from Hon'ble MPs, Rajya Sabha and Lok Sabha Committees on MPLADS, observations of the Comptroller and Auditor General of India, Programme Evaluation Organization of the then Planning Commission (now NITI AYOOG) and all stakeholders.
- 1.1.3** The annual allocation of the Members of Parliament under MPLADS has also increased over the years, as shown in Table 1.1

Table 1.1
Entitlement per annum

Year	Entitlement *
1993-94	0.05
1994-95 to 1997-98	1.00
1998-99 to 2010-11	2.00
2011-12 onwards	5.00

*Entitlement is in Rs. crore

- 1.1.4** Ministry of Statistics and Programme Implementation, as the Nodal Ministry, is responsible for policy formulation, release of funds and monitoring the implementation of the Scheme. A Department in each State/Union Territory (UT) is designated as the Nodal Department with the overall responsibility of supervision, monitoring and co-ordination of MPLADS implementation with the Districts and other Line Departments. The Government of India liaises and coordinates with the State Nodal Departments on the MPLADS funds released to the District Authorities. The District Authorities report the status of MPLADS implementation to the Government of India and State Nodal Department. The District Authority implements the MPLADS works through Local Implementing Agencies and other Government agencies. In some cases, the District Authorities engage reputed Non-Government Organizations (NGOs) for execution of MPLADS works.

1.2 Salient features of the Scheme:

The basic objective of the Scheme is to enable MPs to recommend works of developmental nature with emphasis on the creation of durable community assets based on locally felt needs. However, various progressive initiatives have been incorporated from time to time in the latest Guidelines. The salient features of the scheme are delineated briefly below:-

- (i) MPLADS is a Central Plan Scheme fully funded by the Government of India under which funds are released in the form of Grants-in-aid directly to the District Authorities.
- (ii) Works, developmental in nature, based on locally felt needs and always available for the use of the public at large, are eligible under the scheme. Under the scheme preference is given to works relating to national priorities, such as provision of drinking water, public health, education, sanitation, roads, etc.
- (iii) The funds released under the Scheme are non-lapsable, i.e. the entitlement of funds not released in a particular year is carried forward to the subsequent years, subject to eligibility. At present, the annual entitlement per MP/Constituency is Rs. 5 crore.
- (iv) Under MPLADS, the role of the Members of Parliament is limited only upto recommendation of works. Thereafter, it is the responsibility of the District Authority to sanction, execute and complete the works recommended by Members of Parliament within the stipulated time period.
- (v) The District Authority is empowered to examine the eligibility of works, sanction funds and select the Implementing Agencies, prioritize works, supervise the overall execution, and monitor the scheme at the ground level. The District Authorities get the works executed through the Line Departments, Local Implementing Agencies or other Government Agencies. In some cases, the District Authorities get the works executed through reputed Non-Government Organizations.
- (vi) The elected Lok Sabha Members can recommend works in their respective constituencies. The elected members of the Rajya Sabha can recommend works anywhere in the State from which they are elected. Nominated Members of the Lok Sabha and Rajya Sabha can recommend works for implementation, anywhere in the country.
- (vii) There is no limit for works to be executed for the Government. However, for the works meant for trust/society there is a ceiling of Rs. 50 lakh for the lifetime of each Trust/Society. An MP can recommend funds only upto Rs. 100 lakh in all in a financial year, from MPLADS funds for works to Trusts/Societies.
- (viii) MPLADS works can be implemented in areas affected by natural calamities like floods, cyclone, hailstorm, avalanche, cloudburst, pest attack, landslides, tornado, earthquake, drought, tsunami, fire and biological, chemical, radiological hazards, etc. MPs from the non-affected areas of the State/UT can also recommend permissible works upto a maximum of Rs.25 lakh per annum in the affected area(s) in that State/UT.

- (ix) In the event of “Calamity of severe nature” (which is decided and declared by the Government of India) in any part of the country, an MP can recommend works up to a maximum of Rs. 1 crore for the affected district. The funds in this regard will be released by the Nodal District Authority of the MP concerned to the District Authority of the affected district to execute permissible works.
- (x) In order to accord special attention to the development of areas inhabited by Scheduled Castes (SCs) and Scheduled Tribes (STs), 15% of MPLADS funds are to be utilized for areas inhabited by SC population and 7.5% for areas inhabited by ST population. Ministry of Statistics and Programme Implementation have also decided the following:-
 - a) In case there is no sufficient tribal population in the constituency of the Members of Parliament in Lok Sabha, they are permitted to recommend upto 7.5% of their annual entitlement earmarked for creation of community assets for the Scheduled Tribe areas, **in areas where such population is available outside their constituencies but within their state of election. The creation of community assets can be recommended only in the notified CD Blocks with more than 50% tribal population and primarily for the benefit of the tribal people.**
 - b) In order to encourage Trusts/Societies to work for the betterment of the tribal people and provide a fillip to the developmental activities in the tribal areas, **the prescribed ceiling of Rs. 50 lakh stipulated for recommending public utility building assets for Trusts/Societies in Para 3.21 of the Guidelines, is now increased by 50%, i.e. the new limit is Rs. 75 lakh instead of Rs. 50 lakh, under the following conditions :-**
 - i. **The additional fund of Rs. 25 lakh would be permitted only for undertaking community utility building works primarily for the benefit of tribal people exclusively in the notified tribal CD Blocks with more than 50% tribal population.**
 - ii. **The works undertaken and the beneficiary Trust/Society should otherwise satisfy all other conditions of the MPLADS Guidelines.**
- (xi) The District Authority shall identify the Implementing Agency through which the particular work recommended by an MP is to be executed.
- (xii) If an elected Member of Parliament finds the need, to contribute MPLADS funds, to a place outside that State/UT or outside the constituency within the State or both, the MP can recommend eligible works, under these Guidelines upto a maximum of Rs.25 lakh in a financial year. Such a gesture on the part of an MP will promote national unity, harmony, and fraternity among the people, at the grass roots level.
- (xiii) All recommended eligible works should be sanctioned within 75 days from the date of receipt of the recommendation, after completing all formalities. The District Authority shall, however, inform MPs regarding rejection, if any, within 45 days from the date of

receipt of recommendations, with reasons thereof.

- (xiv) All recommendations received in the office of the District Authority till the last day of the term of the MP are to be executed, provided these are eligible and within the entitlement of MPLADS funds of the MP.
- (xv) The time frame for completion of works should be stipulated to the implementing agency and should not normally exceed one year.
- (xvi) Works once recommended by MPs, and sanctioned by District Authorities, can be cancelled, if so desired by the MP, only if execution of work has not commenced and the cancellation does not lead to any contractual and financial liability/cost to the Government.
- (xvii) MPLAD Scheme can be converged with Central and State Government Schemes provided such works are eligible under MPLADS. Funds from local bodies can also be pooled for MPLADS works. MPLADS funds can also be recommended towards State Government share by MPs in a Centrally Sponsored Scheme being implemented in their constituencies, provided the works under the Centrally Sponsored Scheme are permissible under MPLADS. However, MPLADS funds cannot be used to substitute the public and community contribution in any Central/State Government Programme/ Scheme, which includes a component of such contribution.

MPLADS funds can also be converged with MGNREGA Scheme of Ministry of Rural Development with the objective of creating more durable assets. MPs may recommend under MPLADS, works from out of the shelf of MGNREGA projects approved by the Zila Panchayat for the year when recommendation is being made, and should have been sanctioned by the District Programme Coordinator which constitutes the approved Annual Work Plan under MGNREGA of the district. As far as possible, the MPLADS Funds shall be used in respect of material component only.

- (xviii) Community infrastructure and public utility building works are permissible for a registered Trust/Society, provided:
 - The Trust/Society is engaged in social service/welfare activity and has been in existence for at least 3 years.
 - It is well established, public spirited, non-profit making entity, enjoying a good reputation in the area.
 - It should undertake to operate and maintain the assets created under MPLADS.
 - Not more than Rs. 50 lakh can be spent for one or more works of a particular society during the lifetime of such Trust/Society.
 - The recommending MP or any of his family members (MP's spouse, parents, brothers, sisters, children, grand-children and their spouses and their in-laws), should not be President or Chairman or Member of the Management Committee or Trustee, of the Trust/Society.

- (xix) For greater public awareness and transparency, the following provisions have been stipulated:
- (a) A plaque carrying the inscription 'Members of Parliament Local Area Development Scheme Work' indicating the cost involved, commencement, completion and inauguration, date and the name of the MP sponsoring the project **should be permanently erected at the work place.**
 - (b) List of all completed and ongoing works with MPLADS funds should be displayed at the District Authority Office and posted on the website for information of the general public.
 - (c) District Authorities are to provide information on any aspect of MPLAD Scheme, such as works recommended by MPs, works sanctioned/not sanctioned, cost of works sanctioned, implementing agencies, quality of work completed, etc., to the general public in the manner as required under the Right to Information Act, 2005, as the implementation of the scheme has been brought under the purview of the said Act.
 - (d) There is a MPLADS website (www.mplads.nic.in) where information on release of funds, details of works completed, under execution etc., are available. The District Authority is required to upload the work details on the website to make them available in the public domain.

1.3 Procedure for Release of funds:

The procedure for release of funds is as under:-

- i) The first installment of Rs.2.5 crore in respect of MPs at the time of the constitution of Lok Sabha and election to the Rajya Sabha is released to the District Authority on receipt of choice of Nodal District from MPs and Bank details from District Authorities.
- ii) In the remaining years, the first installment is released in the beginning of the financial year subject to the condition that the second installment of the previous year was released for the MP concerned and also subject to furnishing of the provisional Utilization Certificate of previous year covering at least 80% of the expenditure of the first installment of the previous year.
- iii) The second installment of the MPLADS funds is released subject to the fulfillment of the following eligibility criteria :-
 - (a) the unsanctioned balance amount available in the account of the District Authority after taking into account the cost of all the work sanctioned is less than Rs.1 crore;
 - (b) the unspent balance of fund of the MP concerned is less than Rs. 2.5 crore; and
 - (c) Utilization Certificate (UC) of the previous financial year and the Audit Certificate (AC) for the funds released for MP concerned in the year prior to the previous year have been furnished by District Authority in prescribed format.

The above stipulations are calculated from the Monthly Progress Report for each sitting and former MP term-wise separately.

Unsanctioned balance:

It is the difference between the funds available in the district (i.e. the funds released by the Government of India plus the interest) and the total cost of works sanctioned. **The unsanctioned balance can also be negative, as cost of works sanctioned can exceed the available funds** (Eligible works upto the entitlement can be sanctioned, without waiting for the receipt of entire entitled fund).

Unspent balance:

It is the difference between the funds available in the district and the actual expenditure incurred.

- iv) As the funds released to the District Authority by the Government of India are non-lapsable, funds left unspent in the districts are carried forward for utilization in the subsequent years. **Funds received from the Government of India are deposited by the District Administration in nationalized banks, into the account opened for each MP.** Funds not released by the Government of India in a particular year are carried forward for release in subsequent years.
- v) The entitlement of funds of an MP for a particular year is determined as under:

Period in the financial year as MP	Entitlement
Less than 3 months	Nil.
Up to 9 months	50% of the annual allocation
More than 9 months	100% of the annual allocation

- vi) The balance of MPLADS funds (not committed for recommended works) left by a predecessor Lok Sabha MP is passed on to the successor Lok Sabha MP from the constituency. In the case of elected Rajya Sabha members, the balance of funds left in the nodal districts of the predecessor members in a particular state is equally distributed by the state government among the successor elected Rajya Sabha Members from that State. Likewise, in the case of nominated members of the Lok Sabha and Rajya Sabha, the balance of funds of former members is equally distributed among successor members.
- vii) The District Authorities can sanction works up to the entitlement of the MP for that year, even without the physical availability of funds.
- viii) The normal financial and audit procedures prevalent in the states in which the works are executed, apply with regard to the implementation of the works.
- ix) The District Authorities and Implementing Agencies cannot levy any administrative charges, centage, pay salary, travel cost of any person, etc. for their services in respect

of preparatory work, implementation and supervision of projects/works under MPLADS. The District Authority cannot charge any administrative expenses for the MPLADS works.

- x) Part 6 of the MPLADS Guidelines provide for detailed monitoring mechanism of the MPLAD Scheme. The roles of the Central Government, State Government, District Authorities and Implementing Agencies have been clearly demarcated.
- xi) The role of the Central Government is to monitor the overall position of funds, expenditure, implementation, receipt of completion reports, etc. and bring out an annual report on the implementation of MPLADS.
- xii) The Central Government will provide financial assistance and training materials for conducting training of district officials on MPLADS, as and when these are organized by the State Governments.
- xiii) The role of the State/UT Governments is to coordinate with the Ministry for effective implementation of the Scheme.
- xiv) The role of the District Authority is to inspect and monitor the works regularly.
- xv) The Implementing Agencies are to furnish physical and financial progress reports of each work to the District Authorities every month and also furnish completion certificates.

1.4 Transparency and Accountability:

Greater transparency and accountability of Government functioning, including the schemes/initiatives run by the Government, are issues of paramount importance for any scheme. Strengthening financial discipline and enforcing greater transparency and accountability at the ground level have been given utmost importance under the MPLAD Scheme. Measures that have been introduced in this regard are highlighted below:-

- i) In order to bring transparency and accountability at the ground level and to promote e-governance, software for monitoring MPLADS works was launched in November 2004. The software enables online monitoring of details of works and the analysis of this data is used to bring out various reports. New Integrated MPLADS Portal developed on state-of-the-art Microsoft technology platform with built-in security features and hosted at URL <http://164.100.129.134/mplads> in the Data Center environment of Government of India is under implementation. Main features of this portal would be as follows:
 - CMS (Content Management System) driven portal and integrated web application with a centralized database to provide single point of reference for all stakeholders including customized dashboard for Members of Parliament;
 - The Intergovernmental G2G solution will ensure Micro / Macro (Works, Release and Expenditure) level reporting and monitoring for timely utilization of funds at districts and Ministry including automatic incorporation of Member details from Lok Sabha and Rajya Sabha portal; and

- The Citizen centric C2G solution will provide transformation of public suggestions to on-line recommendations from Members of Parliament and will also provide messaging/blog, offline communication between Members and District Authorities.
- ii) As per the provisions of the Right to Information Act, 2005 and the rules framed thereunder, all citizens have the right to information on any aspect of the MPLAD Scheme including works recommended/sanctioned/executed under it, cost of works sanctioned, implementing agencies, quality of works completed, user agencies, etc. The District Authorities are responsible for providing information to the public in the manner required under the Right to Information Act, 2005.
- iii) Under the guidelines, it has been stipulated that for all works executed under the scheme, a plaque (stone/metal) carrying the inscription 'Members of Parliament Local Area Development Scheme Works' indicating the cost involved, commencement, completion and inauguration, date and the name of the MP sponsoring the project, should be erected permanently at the work place.
- iv) The MPLADS guidelines stipulate that the list of all completed and ongoing works with MPLADS funds should be displayed at the District Authority Office and posted on the website for information of the general public. Guidelines on MPLADS are in public domain i.e. ***www.mplads.nic.in***. All policy decisions regarding amendments in guidelines and instructions on the MPLAD Scheme along with expenditure and release data are uploaded on the website periodically for public access.
- v) As per the Guidelines, there is a stipulated time limit of 75 days for sanctioning a recommended work, and the time limit for completion of the works should generally not exceed one year. In case of rejection of a work recommended by an MP, District Authority is to intimate to the Hon'ble MP within a period of 45 days with reasons thereof.
- vi) **MPLADS website (*www.mplads.nic.in*) also contains Guidelines on MPLADS, circulars, detailed information on the scheme, including basic cumulative data, etc.**

1.5 Reiteration of certain provisions of the Guidelines

The following provisions of the Guidelines are reiterated in order to improve the implementation of the scheme:-

All District Authorities are:-

- (a) to invariably include the details of physical and financial position of Scheduled Castes and Scheduled Tribes in the MPR (Monthly Progress Report);
- (b) to invariably invite the Members of Parliament for the inaugural function of MPLADS works executed from their MPLADS funds;
- (c) to erect a plaque carrying the inscription 'Members of Parliament Local Area Development Scheme Work', indicating the cost involved, commencement, completion, inauguration date and the name of the MP recommending the project.

PART-II

NATIONAL IMPLEMENTATION STATUS

PART – II

National Implementation Status

2.1 Release of funds

Under the MPLAD Scheme, the annual entitlement of Rs. 5 crore is released, in two equal installments of Rs 2.5 crore each, by Government of India directly to the District Authority of the Nodal District of the concerned Member of Parliament. The release of MPLADS funds is made as per the provisions of Para 4.1 to 4.3 of the extant Guidelines.

The year-wise fund released under the scheme is furnished below:

Year	Funds Released (In Rs. Crore)	Cumulative Release (In Rs. Crore)
1993-94	37.80	37.80
1994-95	771.00	808.80
1995-96	763.00	1571.80
1996-97	778.00	2349.80
1997-98	488.00	2837.80
1998-99	789.50	3627.30
1999-00	1390.50	5017.80
2000-01	2080.00	7097.80
2001-02	1800.00	8897.80
2002-03	1600.00	10497.80
2003-04	1682.00	12179.80
2004-05	1310.00	13489.80
2005-06	1433.90	14923.70
2006-07	1451.50	16375.20
2007-08	1470.55	17845.75
2008-09	1580.00	19425.75
2009-10	1531.50	20957.25
2010-11	1533.32	22490.57
2011-12	2507.68	24998.25
2012-13	3722.00	28720.25
2013-14	3937.00	32657.25
2014-15	3350.00	36007.25

2.2 MPLAD Scheme Performance and Achievements

Under the MPLAD Scheme, the release of installments and their utilization is non-lapsable, i.e., the funds for a particular year can be released and also utilized in the same year or the subsequent year(s). The utilization of funds is the basic indicator of the performance and assumes paramount importance. The high utilization of funds is reflected by indicators such as percentage

utilization over release. Similarly, the faster completion of works over the years is reflected by the percentage of works completed over works sanctioned by the District Authorities.

The performance of the MPLAD Scheme has improved due to:-

- proactive policy initiatives aimed towards greater financial discipline and proper utilization of funds
- regular monitoring and reviews at Central/State/District levels and
- concerted thrust on transparency and accountability and wider dissemination of information.

The information on the works recommended, sanctioned, completed, utilization of funds etc. are compiled from the information on the progress of the scheme received from the districts through the Monthly Progress Reports(MPR), which provide the cumulative data in respect of the Lok Sabha constituencies and the Rajya Sabha MPs. The Monthly Progress Reports (MPR) received from different districts all over the country is examined and the relevant cumulative information is entered in the MPLADS System.

The financial and physical performances as compiled from the MPRs are as under:

2.2.1 Cumulative Achievements (till 31.03.2015)

- Rs. 36007.25 crore** has been released under the Scheme, since inception.
- As reported from the districts, a cumulative expenditure of **Rs. 32393.32 crore** has been incurred. The percentage of cumulative utilization of funds over cumulative release of funds is **89.96%**.

The percentage of cumulative utilization of funds over cumulative release of funds since 2005 is given below:

Year	2005	2006	2007	2008	2009	2010	2011	2012	2013	2014	2015
Percentage	88.35	90.88	91.92	93.04	94.35	92.58	92.73	88.72	87.98	91.06	89.96

Reference date for cumulative utilization over cumulative release is 31st March of year under reference.

As reported from the District Authorities, approximately **18.50 lakh** works have been recommended, **16.44 lakh** works have been sanctioned and **14.72 lakh** works have been completed. The percentage of cumulative works completed over cumulative works sanctioned is **89.54%**. The percentage of cumulative works completed to cumulative works sanctioned since 2005 is given below:

Year	2005	2006	2007	2008	2009	2010	2011	2012	2013	2014	2015
Percentage	87.37	89.15	90.35	90.77	90.53	91.46	91.33	90.01	88.86	88.03	89.54

Reference date for cumulative works completed to cumulative works sanctioned is 31st March of year under reference.

Achievements during 2014-15

- i) **Rs. 3350.00 crore** has been **released** during the financial year.
- ii) As reported from the districts, an **expenditure of Rs. 2655.61 crore** was incurred.
- iii) The percentage of utilization of funds over released for the year is **79.27%**.

Year	2005-06	2006-07	2007-08	2008-09	2009-10	2010-11	2011-12	2012-13	2013-14	2014-15
Funds released (In Rs. crore)	1433.90	1451.50	1470.55	1580.00	1531.50	1533.32	2507.68	3722.00	3937.00	3350.00
Expenditure incurred* (In Rs. crore)	1643.97	1489.67	1551.26	1724.01	1073.98	1452.95	1870.32	3088.59	4380.24	2655.61
Percentage utilization over release	114.65	102.63	105.49	109.11	70.13	94.76	74.58	82.98	111.26	79.27

*Expenditure incurred includes brought forward unspent amounts of previous years.

2.3 Other Achievements

2.3.1 Rehabilitation works in flash flood and landslide affected areas of Jammu & Kashmir

Damages occurred due to flash flood and landslides in the state of Jammu & Kashmir during September 2014. 30 MPs from Lok Sabha and 30 MPs from Rajya Sabha consented to contribute Rs. 654.00 lakh, and Rs.1335.50 lakh, respectively from their MPLADS funds. Government of J & K was requested to propose rehabilitation works in flood and landslide affected areas of Jammu & Kashmir that could be undertaken from the consented funds.

2.3.2 Uttarakhand flash floods/landslides and cloudburst

In the wake of flash floods/landslides and cloudburst that devastated Uttarakhand on 16th-17th June, 2013, Members of Lok Sabha and Rajya Sabha had consented to contribute MPLADS funds to the tune of Rs. 2374.00 lakh and Rs. 3460.00 lakh, respectively (Rs. 5834.00 lakh) for reconstruction and rehabilitation works in the calamity affected areas in the State.

The details of reconstruction and rehabilitation works approved and conveyed to the State Government of Uttarakhand are as follows:-

House	No. of works	Amount
Lok Sabha	55	Rs. 2374.00 lakh
Rajya Sabha	318	Rs. 3460.00 lakh
Total	373	Rs. 5834.00 lakh

2.3.3 IT Initiatives including MPLADS Software

2.3.3.1 MPLADS Software

The Software for monitoring MPLADS works was launched in November 2004 to enforce greater transparency and accountability in scheme implementation and promote e-governance. The MPLADS website www.mplads.gov.in provides the following features:

- Scheme Guidelines and updates/ clarifications
- District Authority Profile
- Works Monitoring System
- Online MPR System
- Fund Release details and summary for financial year
- Expenditure details and summary for financial year
- Priority Sector Reports
- Annual Reports
- eBook

2.3.3.2 Integrated MPLADS Portal

New Integrated MPLADS Portal developed on state-of-the-art Microsoft technology platform with built in security features and hosted at URL <http://164.100.129.134/mplads> in the Data Center environment of Government of India is under implementation. Main features of this portal would be as follows:

- The Intergovernmental G2G solution will ensure Micro / Macro (Works, Release and Expenditure) level reporting and monitoring for timely utilization of funds at Districts and Ministry including automatic incorporation of Member details from Lok Sabha and Rajya Sabha portal.
- The Citizen centric C2G solution will provide transformation of public suggestions to on-line recommendations from Members of Parliament and will also provide messaging/ blog, offline communication between Members and District Authorities.
- A single point of reference for all stakeholders – Members of Parliament, Districts, States, Ministry and Public.
- Capture the total available balances in Nodal Districts and Implementing Districts, thus resulting in timely monitoring of funds lying unutilized in the districts.
- Provide necessary alerts/ intimation with the help of e-mails on all important milestones of any project such as project sanction, fund release etc.

This e-portal will establish Workflow system at Districts (Nodal Authorities) and is integrated with the GOI Release System. On being updated regularly on real time basis, the Sanction Order and MPR can be generated automatically. This will further facilitate on-line availability of MPR and timely release of funds. This will also give the status of unutilized funds lying in the Nodal/ Implementing Districts.

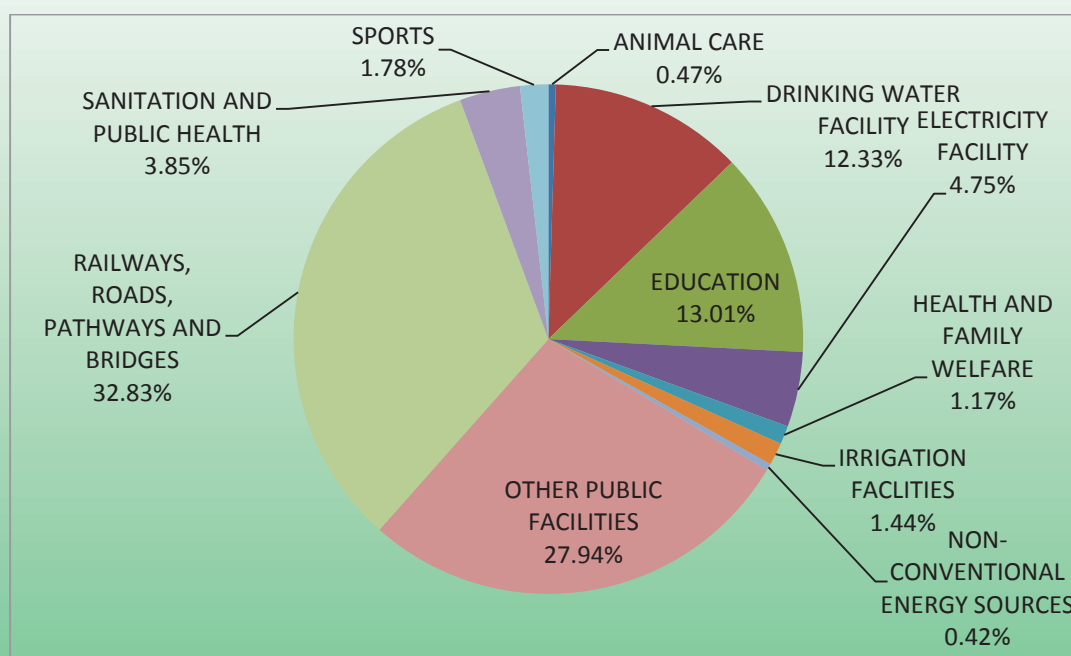
After the full operationalization, the new MPLADS portal hosted at URL <http://164.100.129.134/mplads> will subsume into www.mplads.nic.in.

The Sector-wise Distribution of Works under MPLADS, ascertained from the data so far uploaded on the software, which can be considered a sample of the total number of works sanctioned under the scheme is furnished below:

All India Sector Wise Distribution of Works (till 31 st March 2015)			
S.No.	Sector	Total Number of Works Sanctioned by District Authorities	Cost of Works Sanctioned (In Rs. lakh)
1	Animal Care	4194	6036.43
2	Drinking Water Facility	110305	133502.78
3	Education	116333	276334.17
4	Electricity Facility	42529	69563.61
5	Health and Family Welfare	10479	54208.66
6	Irrigation Facilities	12863	36679.39
7	Non-Conventional Energy Sources	3766	3067.47
8	Other Public Facilities*	249923	506125.22
9	Railways, Roads, Pathways and Bridges	293640	733457.13
10	Sanitation and Public Health	34423	73482.37
11	Sports	15962	32188.09
Total		894417	1924645.32

* Other Public facilities include contruction of community Centre, public library, reading room, public park etc.

All India : Details of Total number of Works sanctioned by the District Authorities across various sectors, since inception



2.3.4 All India Review Meetings on MPLADS

During 2014-15, the review meeting under the Chairmanship of Hon'ble Minister of State (IC) for Statistics and Programme Implementation (MOS&PI) with Secretaries in charge of Nodal Departments for MPLADS of States/UTs was held on 23rd February 2015 to review the implementation of MPLADS in the States/UTs.

2.3.5 Training of District Officials

Members of Parliament Local Area Development Scheme (MPLADS) Division, Ministry of Statistics & PI is entrusted with the task of release of MPLADS funds and supervision & monitoring of timely utilization of funds. For the realization of these objectives in a more effective way and to capture the activities pertaining to MPLADS on real time basis, this Ministry in collaboration with NIC had developed an integrated MPLADS website. In order to provide technical assistance for capacity building of the State/District officials, Ministry had conducted a number of residential training programmes at the well-equipped National Statistical System Training Academy (NSSTA), Greater Noida, Uttar Pradesh.

In the year, 2014-15, Ministry has conducted trainings on Integrated MPLADS websites in which participants from Andhra Pradesh, Gujarat, Himachal Pradesh, Jharkhand, Kerala, Maharashtra, Nagaland, Rajasthan, Tamil Nadu, Tripura, Uttar Pradesh, Uttarakhand, West Bengal and Lakshadweep were provided technical assistance.

PART-III

STATE/UT-WISE IMPLEMENTATION STATUS

PART - III

STATE/UT WISE IMPLEMENTATION STATUS

3.1 ANDHRA PRADESH

Andhra Pradesh has **36** Members of Parliament. There are **25** Lok Sabha constituencies and **11** Rajya Sabha seats. During the financial year 2014-15, **Rs. 142.50 crore** has been released. As reported by the District Authorities, an expenditure of **Rs. 115.20 crore** has been incurred during the year under reference.

During the year 2014-15, **3088** works have been recommended by the MPs, **2796** works (including works recommended during previous years) have been sanctioned by the District Authorities and **5354** (including works sanctioned during previous years) works have been completed.

As per the Work Monitoring System of MPLADS website, Maximum works have been sanctioned for Railways, Roads, Pathways and Bridges (31.76%) followed by other Public Facilities (26.37%) and Drinking Water Facilities (20.65%) in the state till 31.03.2015.

The Constituency/MP wise details and Sector-wise Distribution of Works are available in tabular and graphical form in the attached tables.

PHYSICAL AND FINANCIAL STATUS FOR THE YEAR 2014-15 (Andhra Pradesh)

Sl.No.	Present Member of Parliament Constituency / Nodal District	Release + Interest (Rs. Crore)	Expenditure (Rs. Crore)	Number of works			Remarks (Fig.Upto)
				Recommended	Sanctioned	Completed	
15 th Lok Sabha							
1	Shri G.V . Harsha Kumar Amalapuram(SC)	2.57	5.28	7	7	81	Mar,2015
2	Shri Sabbam Hari Anakapalle	2.53	4.69	16	58	117	Mar,2015
3	Shri Anantha Venkata Rami Reddy Anantapur	0.00	0.54	3	0	45	Mar,2015
4	Shri V. Kishore Chandra Deo Araku(ST)	2.54	1.46	0	0	516	Mar,2015
5	Smt. Panabaka Lakshmi Bapatla	2.52	3.88	1	1	119	Mar,2015
6	Shri Naramalli Sivaprasad Chittoor	0.09	2.05	0	0	272	Mar,2015
7	Shri Kavuri Sambasiva Rao Eluru	0.18	0.00	0	0	53	Jan,2014
8	Shri Rayapati Sambasiva Rao Guntur	2.50	0.95	0	0	15	Jun,2014
9	Shri Kristappa Nimmala Hindupur	0.00	0.74	0	0	97	Mar,2015
10	Shri Y.S. Jagan Mohan Reddy Kadapa	2.58	3.06	1	1	148	Feb,2015
11	Dr. M. Mangapatti Pallam Raju Kakinada	1.06	2.85	2	2	36	Mar,2015
12	Shri Kotla Jaya Surya Prakash Kurnool	2.54	1.50	2	3	40	Mar,2015
13	Shri Konakalla Narayana Rao Machilipatnam	2.50	2.87	46	47	101	Mar,2015
14	Shri S.P.Y. Reddy Nandyal	2.73	4.20	0	4	197	Mar,2015
15	Shri Bapiraju Kanumuri Narasapuram	0.14	2.06	3	1	153	Mar,2015
16	Shri Modugula Venugopala Reddy Narasaraopet	2.50	1.03	0	0	23	Jun,2014
17	Shri Mekapati Rajamohan Reddy Nellore(SC)	0.05	2.17	0	0	175	Mar,2015
18	Shri Magunta Srinivasulu Reddy Ongole	2.51	3.03	1	1	106	Mar,2015
19	Shri Aruna Kumar Vundavalli Rajahmundry	2.52	5.30	3	3	70	Mar,2015

20	Shri Annayyagari Sai Prathap Rajampet	2.54	2.57	3	3	83	Feb,2015
21	Dr. Kruparani Killi Srikakulam	2.65	3.69	0	0	302	Mar,2015
22	Dr. Chinta Mohan Tirupati(SC)	2.57	1.63	3	4	294	Mar,2015
23	Shri Rajagopal Lagadapati Vijayawada	5.00	3.16	0	0	61	Jan,2015
24	Smt. Daggubati Purandeswari Visakhapatnam	0.00	3.06	15	18	56	Mar,2015
25	Dr. Jhansi Lakshmi Botcha Vizianagaram	0.03	0.63	0	0	412	Mar,2015
15th Lok Sabha Total		44.87	62.39	106	153	3572	
16th Lok Sabha							
1	Dr Pandula Ravindra Babu Amalapuram(SC)	2.50	0.34	94	94	0	Mar,2015
2	Shri Muttamsetti Srinivasa Rao Anakapalle	2.50	2.33	97	63	0	Mar,2015
3	Shri J. C. Divakar Reddi Anantapur	2.50	0.00	4	0	0	Mar,2015
4	Smt Kothapalli Geetha Araku(ST)	2.50	0.92	26	26	0	Mar,2015
5	Shri Malyadri Sriram Bapatla	2.50	0.42	44	44	0	Mar,2015
6	Dr. Naramalli Sivaprasad Chittoor	2.50	0.40	52	52	1	Mar,2015
7	Shri Maganti Venkateswara Rao Eluru	2.50	0.10	4	4	0	Mar,2015
8	Shri Jayadev Galla Guntur	2.50	0.23	53	53	1	Mar,2015
9	Shri Kristappa Nimmala Hindupur	2.50	0.00	169	7	0	Mar,2015
10	Shri Y. S. Avinash Reddy Kadapa	2.50	0.43	142	142	0	Feb,2015
11	Shri Thota Narasimham Kakinada	2.50	0.00	11	11	0	Mar,2015
12	Smt. Butta Renuka Kurnool	2.52	0.00	184	140	0	Mar,2015
13	Shri Konakalla Narayana Rao Machilipatnam	2.50	0.05	1	1	0	Feb,2015
14	Shri S. P. Y. Reddy Nandyal	2.50	0.68	115	92	16	Mar,2015
15	Shri Gokaraju Ganga Raju Narasapuram	2.50	0.00	0	0	0	Mar,2015
16	Shri Sambasiva Rao Rayapati Narasaraopet	2.50	0.36	134	134	0	Mar,2015
17	Shri Mekapati Rajamohan Reddy Nellore(SC)	2.50	1.33	323	323	80	Mar,2015

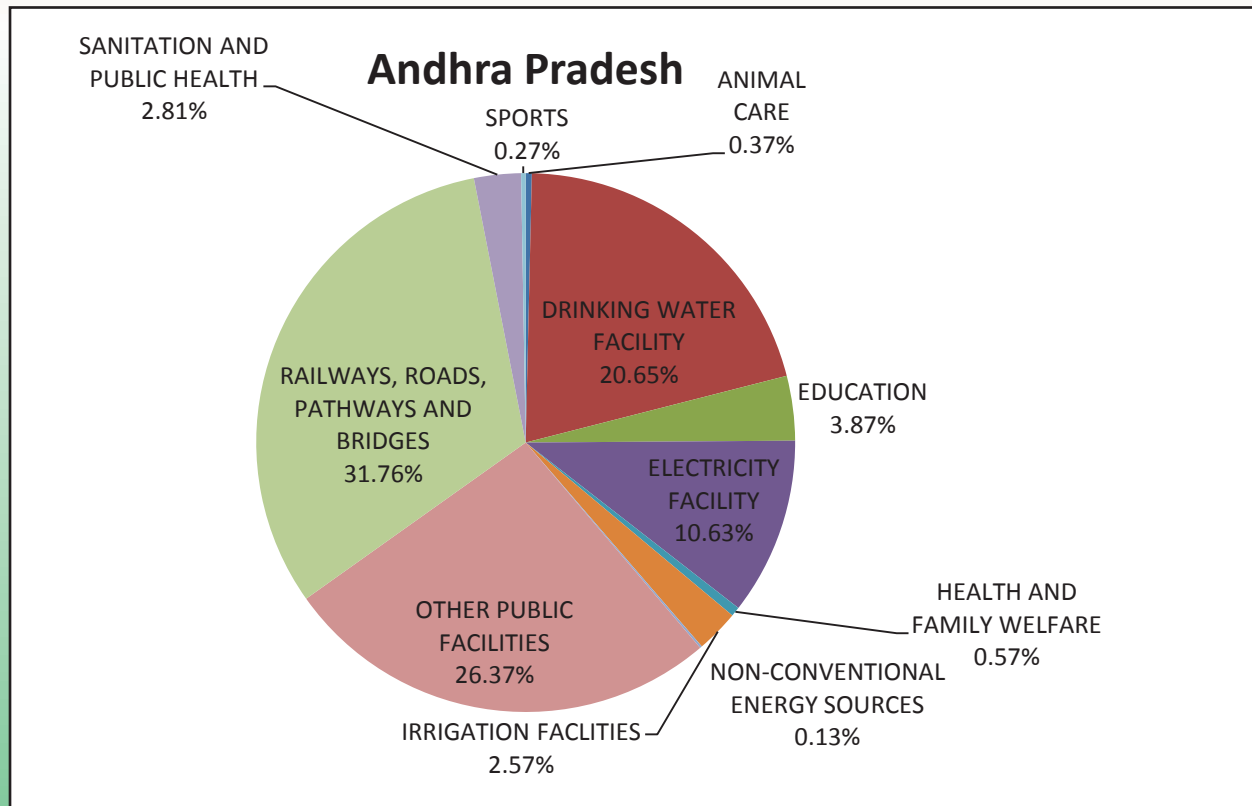
MPLADS Annual Report 2014-15

18	Shri Y. V. Subba Reddy Ongole	2.50	1.53	251	251	4	Mar,2015
19	Shri Murali Mohan Maganti Rajahmundry	2.50	0.00	10	10	0	Mar,2015
20	Shri P. V. Midhun Reddy Rajampet	2.50	1.57	368	368	0	Mar,2015
21	Shri Rammohan Naidu Kinjarapu Srikakulam	2.50	0.41	105	105	2	Mar,2015
22	Dr. Vara prasadrao Velagapalli Tirupati(SC)	2.50	0.55	171	171	17	Mar,2015
23	Shri Kesineni Srinivas Vijayawada	2.50	0.00	1	1	0	Jan,2015
24	Dr. Kambhampati Hari Babu Visakhapatnam	2.50	0.00	0	0	0	20 Aug, 2014*
25	Shri Ashok Gajapathi Raju Vizianagaram	2.50	0.69	85	85	44	Mar,2015
16th Lok Sabha Total		62.52	12.35	2444	2177	165	
Lok Sabha Total		107.39	74.74	2550	2330	3737	
Member of Rajya Sabha							
1	Shri Jairam Ramesh Visakhapatnam	0.08	0.00	NA	NA	NA	Oct,2014
2	Shri Jesudasu Seelam Guntur	5.00	4.47	81	81	37	Nov,2014
3	Shri K. Chiranjeevi Chittoor	0.04	0.97	6	14	13	Mar,2015
4	Dr. K. Keshava Rao Hyderabad	2.50	0.00	16	NA	NA	Mar,2015
5	Shri Mohd. Ali Khan Hyderabad	2.56	1.46	128	77	100	Mar,2015
6	Smt Nirmala Sitharaman West Godavari	5.01	1.66	32	20	NA	Mar,2015
7	Smt Renuka Chowdhury Khammam	0.00	1.11	1	3	44	Mar,2015
8	Dr. Thikkavarapu Subba Rami Reddi Visakhapatnam	2.54	4.50	48	50	99	Mar,2015
9	Smt. Thota Seetharama Lakshmi West Godavari	2.50	0.92	31	31	NA	Feb,2015
10	Shri Tulla Devender Goud Rangareddy	0.00	1.38	71	57	54	Mar,2015
11	Shri Y.S. Chowdary Krishna	0.01	0.27	9	11	11	Dec,2014
Rajya Sabha (Sitting) Sub Total		20.22	16.75	423	344	358	
Rajya Sabha (ex-Member)Sub Total		18.06	23.71	115	122	1259	
Rajya Sabha Total		38.28	40.46	538	466	1617	
State Total:		145.67	115.2	3088	2796	5354	

*Date of release of installment of MPLADS Funds.

Summary of Works of each Sector till 31.03.2015

State : Andhra Pradesh			
S. No.	Sector	Total Number of Works Sanctioned by the District Authorities	Total Sanctioned Cost of Works (In Rs. lakh)
1	Animal Care	432	716.73
2	Drinking Water Facility	24416	26909.48
3	Education	4580	15998.77
4	Electricity Facility	12572	11837.75
5	Health and Family Welfare	672	3306.37
6	Irrigation Facilities	3039	6835.94
7	Non-Conventional Energy Sources	152	275.69
8	Other Public Facilities	31180	71056.77
9	Railways, Roads, Pathways and Bridges	37548	77622.86
10	Sanitation and Public Health	3323	6267.74
11	Sports	324	1341.71
Total		118238	222169.81



3.2 ARUNACHAL PRADESH

Arunachal Pradesh has **3** Members of Parliament. There are **2** Lok Sabha constituencies and **1** Rajya Sabha seat. During the financial year 2014-15, **Rs. 12.50 crore** has been released. As reported by the District Authorities, an expenditure of **Rs. 12.07 crore** has been incurred during the year under reference.

During the year 2014-15, **257** works have been recommended by the MPs, **202** works (including works recommended during previous years) have been sanctioned by the District Authorities and **177** works (including works sanctioned during previous years) have been completed.

As per the Work Monitoring System of MPLADS website, Maximum works have been sanctioned in Other Public Facilities (33.48%) followed by Irrigation (23.33%) and Railways, Roads, Pathways and Bridges (16.63%) in the state till 31.03.2015.

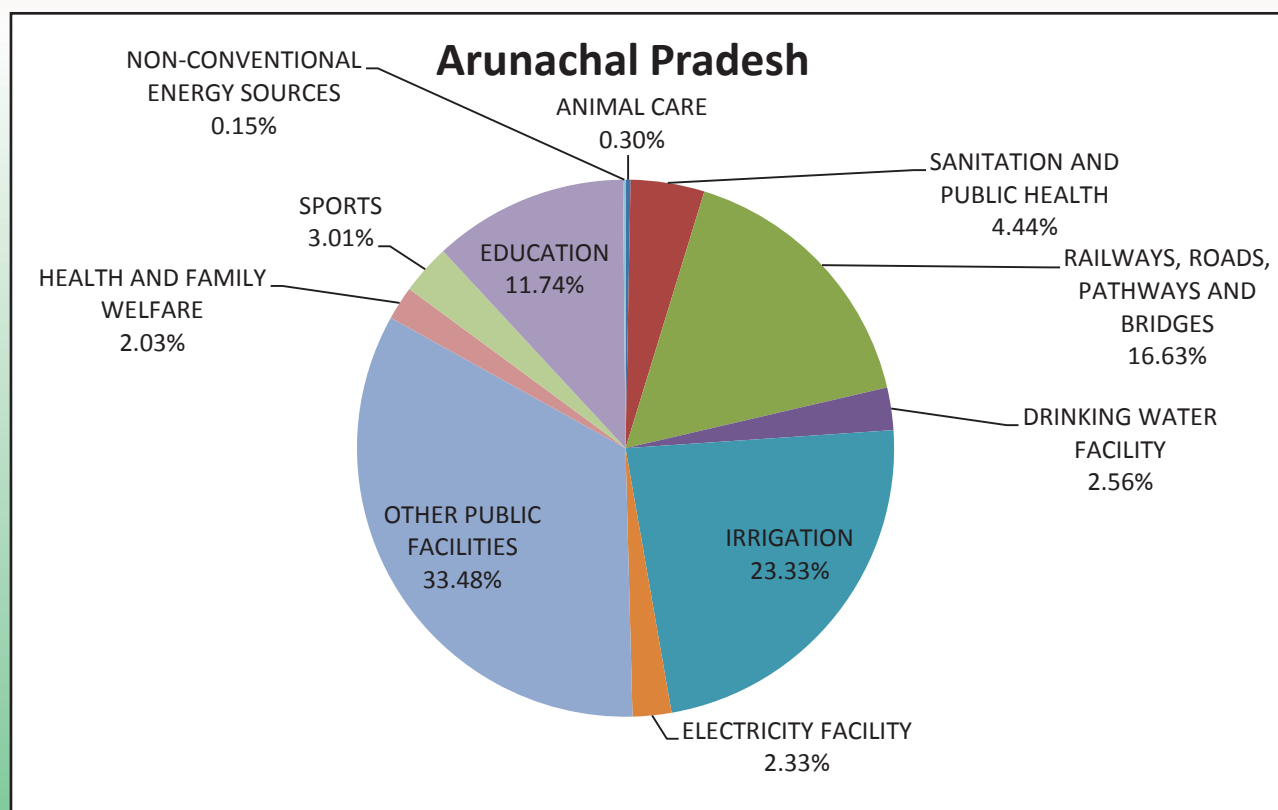
The Constituency/MP wise details and Sector-wise Distribution of Works are available in tabular and graphical form in the attached tables.

PHYSICAL AND FINANCIAL STATUS FOR THE YEAR 2014-15
(Arunachal Pradesh)

Sl.No.	Present Member of Parliament Constituency / Nodal District	Release + Interest (Rs. Crore)	Expenditure (Rs. Crore)	Number of works			Remarks (Fig.Upto)
				Recommended	Sanctioned	Completed	
15 th Lok Sabha							
1	Shri Ninong Ering Arunachal East	0.04	2.73	63	69	69	Feb,2015
2	Shri Takam Sanjoy Arunachal West	0.07	2.94	0	23	27	Feb,2015
15 th Lok Sabha Total		0.11	5.67	63	92	96	
16 th Lok Sabha							
1	Shri Ninong Ering Arunachal East	2.50	0.73	33	5	5	Mar,2015
2	Shri Kiren Rijiju Arunachal West	2.59	0.00	36	0	0	Feb,2015
16 th Lok Sabha Total		5.09	0.73	69	5	5	
Lok Sabha Total		5.20	6.4	132	97	101	
Member of Rajya Sabha							
1	Shri Mukut Mithi Lower Dibang Valley	7.62	5.67	125	105	76	Mar,2015
Rajya Sabha (Sitting) Sub Total		7.62	5.67	125	105	76	
Rajya Sabha (ex-Member) Sub Total		0.00	0.00	0	0	0	
Rajya Sabha Total		7.62	5.67	125	105	76	
State Total:		12.82	12.07	257	202	177	

Summary of Works of each Sector till 31.03.2015

State : Arunachal Pradesh			
S. No.	Sector	Total Number of Works Sanctioned by the District Authorities	Total Sanctioned Cost of Works (In Rs. lakh)
1	Animal Care	4	8.50
2	Drinking Water Facility	34	117.64
3	Education	156	664.85
4	Electricity Facility	31	128.14
5	Health and Family Welfare	27	102.35
6	Irrigation	310	1181.17
7	Non-Conventional Energy Sources	2	9.00
8	Other Public Facilities	445	2000.72
9	Railways, Roads, Pathways and Bridges	221	774.60
10	Sanitation and Public Health	59	144.74
11	Sports	40	213.78
Total		1329	5345.48



3.3 ASSAM

Assam has **21** Members of Parliament. There are **14** Lok Sabha MPs and **7** Rajya Sabha MPs. During the financial year 2014-15, **Rs. 60.00 crore** has been released. As reported by the District Authorities, an expenditure of **Rs. 67.52 crore** has been incurred during the year under reference.

During the year 2014-15, **3396** works have been recommended by the MPs, **3073** works (including works recommended during previous years) have been sanctioned by the District Authorities and **2524** works (including works sanctioned during previous years) have been completed.

As per the Work Monitoring System of MPLADS website, Maximum works have been sanctioned in Other Public Facilities (45.12%) followed by Education (22.42%) and Railways, Roads, Pathways and Bridges (21.07%) in the state till 31.03.2015.

The Constituency/MP wise details and Sector-wise Distribution of Works are available in tabular and graphical form in the attached tables.

PHYSICAL AND FINANCIAL STATUS FOR THE YEAR 2014-15 (Assam)

Sl.No.	Present Member of Parliament Constituency / Nodal District	Release + Interest (Rs. Crore)	Expenditure (Rs. Crore)	Number of works			Remarks (Fig.Upto)
				Recommended	Sanctioned	Completed	
15 th Lok Sabha							
1	Dr Biren Singh Engti Autonomous District(ST)	0.07	2.77	146	146	197	Mar,2015
2	Shri Ismail Hussain Barpeta	2.50	5.87	234	187	214	Sep,2014
3	Shri Badruddin Ajmal Dhubri	2.58	5.02	97	103	86	Aug,2014
4	Shri Paban Singh Ghatowar Dibrugarh	0.00	0.00	0	0	0	Feb,2014
5	Smt. Bijoya Chakravarty Guwahati	0.00	0.00	0	0	0	Oct,2013
6	Shri Bijoy Krishna Handique Jorhat	0.00	0.90	0	0	108	Oct,2014
7	Shri Dip Gogoi Kaliabor	2.50	2.28	269	136	97	Dec,2014
8	Shri Lalit Mohan Suklabaidya Karimganj (SC)	0.00	0.00	0	0	0	Dec,2013
9	Shri Sansuma Khunggur Kokrajhar (ST)	0.52	3.63	322	322	226	Mar,2015
10	Smt. Ranee Narah Lakhimpur	0.03	3.59	337	537	831	Mar,2015
11	Shri Ramen Deka Mangaldoi	0.18	2.83	111	198	77	Dec,2014
12	Shri Rajen Gohain Nowgong	0.00	0.00	0	0	0	Dec,2013
13	Shri Kabindra Purkayastha Silchar	0.00	4.62	97	125	270	Mar,2015
14	Shri Joseph Toppo Tezpur	0.00	0.00	0	0	0	Jan,2014
15 th Lok Sabha Total		8.39	31.51	1613	1754	2106	
16 th Lok Sabha							
1	Shri Biren Singh Engti Autonomous District(ST)	2.50	0.07	141	141	0	Mar,2015

2	Shri Siraj Uddin Ajmal Barpeta	2.50	0.00	0	0	0	23 Jan, 2015*
3	Maula Badruddin Ajmal Dhubri	2.51	1.70	32	32	7	Mar,2015
4	Shri Rameswar Teli Dibrugarh	2.50	2.05	388	309	0	Mar,2015
5	Smt. Bijoya Chakravarty Guwahati	2.50	2.01	327	103	92	Mar,2015
6	Shri Kamakhya Parasad Tasa Jorhat	2.50	1.88	131	131	0	Mar,2015
7	Shri Gourav Gogoi Kaliabor	2.50	0.00	0	0	0	07 Oct, 2014*
8	Shri Radheshyam Biswas Karimganj (SC)	2.50	0.00	0	0	0	12 Nov, 2014*
9	Shri Naba Kumar Sarania (Hira) Kokrajhar (ST)	2.50	2.13	55	54	0	Mar,2015
10	Shri Sarbananda Sonowal Lakhimpur	2.50	0.00	26	26	0	Mar,2015
11	Shri Ramen Deka Mangaldoi	2.50	0.57	50	22	0	Mar,2015
12	Shri Rajen Gohain Nowgong	2.50	1.81	270	143	0	Mar,2015
13	Km. Sushmita Dev Silchar	2.51	2.14	118	118	44	Mar,2015
14	Shri Ram Prasad Sarmah Tezpur	2.50	0.00	0	0	0	14 Oct, 2014*
16th Lok Sabha Total		35.03	14.35	1538	1079	143	
Lok Sabha Total		43.42	45.86	3151	2833	2249	
Member of Rajya Sabha							
1	Shri Bhubaneswar Kalita Kamrup	2.60	3.30	6	18	83	Mar,2015
2	Shri Biswajit Daimary Kamrup Metropolitan	2.58	6.52	92	62	57	Jul,2014
3	Dr. Manmohan Singh Kamrup Metropolitan	0.00	0.00	NA	NA	NA	Jan,2014
4	Smt. Naznin Faruque Nowgong	5.07	5.18	71	71	59	Feb,2015

*Date of release of installment of MPLADS Funds.

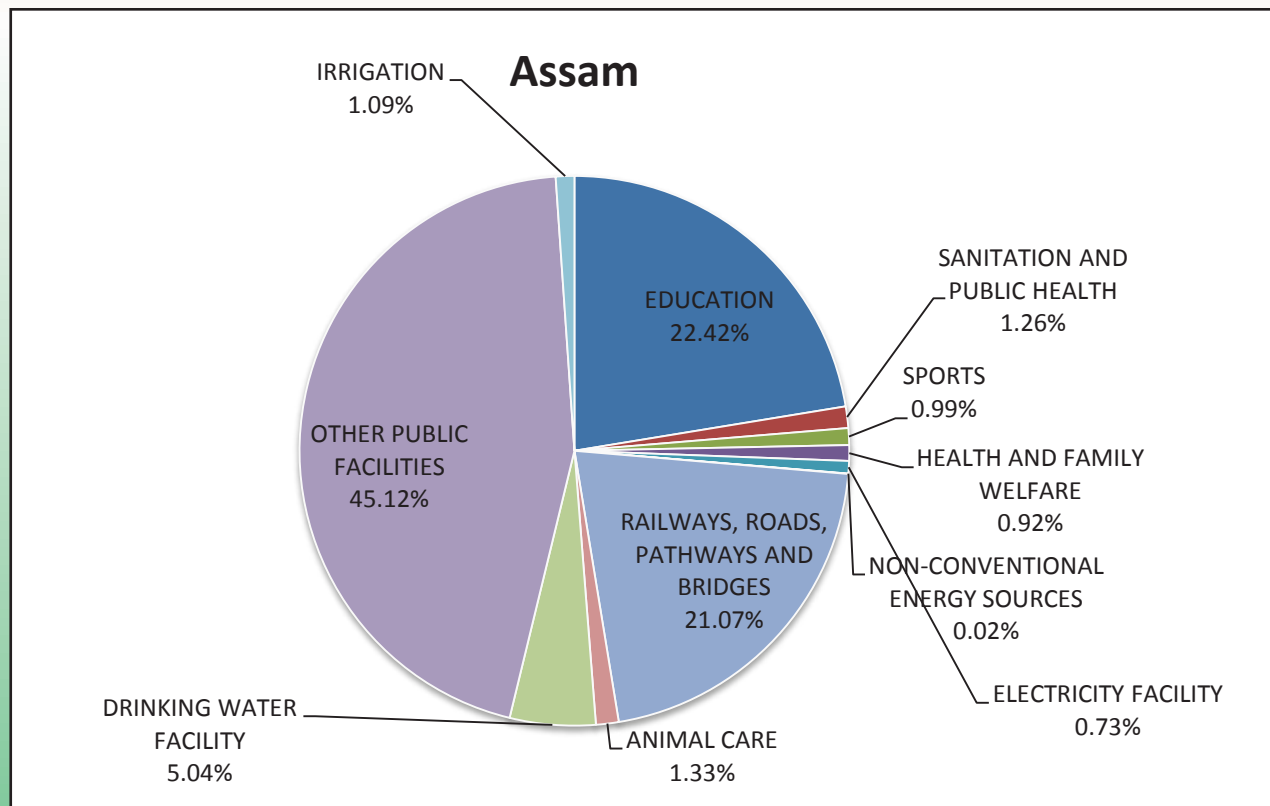
MPLADS Annual Report 2014-15

5	Shri Pankaj Bora Kamrup Metropolitan	2.50	3.13	39	42	48	Oct,2014
6	Dr. Sanjay Sinh Kamrup Metropolitan	2.50	0.00	NA	NA	NA	28 Oct, 2014*
7	Shri Santiuse Kujur Darrang	2.53	3.13	37	47	7	Oct,2014
Rajya Sabha (Sitting) Sub Total		17.77	21.26	245	240	254	
Rajya Sabha (ex-Member) Sub Total		0.04	0.40	0	0	21	
Rajya Sabha Total		17.81	21.66	245	240	275	
State Total		61.23	67.52	3396	3073	2524	

*Date of release of installment of MPLADS Funds.

Summary of Works of each Sector till 31.03.2015

State : Assam			
S. No.	Sector	Total Number of Works Sanctioned by the District Authorities	Total Sanctioned Cost of Works (In Rs. lakh)
1	Animal Care	471	353.37
2	Drinking Water Facility	1778	2373.65
3	Education	7909	9694.38
4	Electricity Facility	259	439.02
5	Health and Family Welfare	325	1088.63
6	Irrigation	385	781.18
7	Non-Conventional Energy Sources	7	14.42
8	Other Public Facilities	15918	20052.5
9	Railways, Roads, Pathways and Bridges	7435	12198.4
10	Sanitation and Public Health	446	530.56
11	Sports	349	882.57
Total		35282	48408.68



3.4 BIHAR

Bihar has **56** Members of Parliament (**40** Lok Sabha and **16** Rajya Sabha). During the financial year 2014-15, **Rs. 254.00 crore** has been released. As reported by the District Authorities, expenditure of **Rs. 197.90 crore** has been incurred during the said year.

During the year 2014-15, **5617** works have been recommended by the MPs, **3673** works (including works recommended during previous years) have been sanctioned by the District Authorities and **5751** works (including works sanctioned during previous years) have been completed.

As per the Work Monitoring System of MPLADS website, Maximum works have been sanctioned in Railways, Roads, Pathways and Bridges (54.77%) followed by other Public Facilities (18.48%) and Drinking Water Facilities (10.56%) in the state till 31.03.2015.

The Constituency/MP wise details and Sector-wise Distribution of Works are available in tabular and graphical form in the attached tables.

PHYSICAL AND FINANCIAL STATUS FOR THE YEAR 2014-15 (Bihar)

Sl.No.	Present Member of Parliament Constituency / Nodal District	Release + Interest (Rs. Crore)	Expenditure (Rs. Crore)	Number of works			Remarks (Fig.Upto)
				Recommended	Sanctioned	Completed	
15 th Lok Sabha							
1	Shri Pradeep Kumar Singh Araria	2.53	2.75	0	0	187	Mar,2015
2	Smt. Meena Singh Arrah	2.65	2.23	0	1	114	Jan,2015
3	Shri Sushil Kumar Singh Aurangabad	2.92	1.15	0	3	169	Nov,2014
4	Smt. Putul Kumari Banka	7.50	7.78	0	0	804	Feb,2015
5	Dr. Monazir Hassan Begusarai	2.50	0.52	0	0	6	Nov,2014
6	Shri Syed Shahnawaz Hussain Bhagalpur	2.57	7.86	0	6	200	Mar,2015
7	Shri Jagadanand Singh Buxar	0.17	2.37	0	1	97	Mar,2015
8	Shri Kirti Azad Darbhanga	2.55	5.11	212	106	186	Feb,2015
9	Shri Hari Manjhi Gaya (SC)	2.59	5.78	0	28	65	Dec,2014
10	Shri Purnmasi Ram Gopalganj (SC)	0.03	1.96	0	1	61	Mar,2015
11	Shri Ram Sundar Das Hajipur(SC)	2.60	3.72	0	31	47	Mar,2015
12	Shri Jagdish Sharma Jahanabad	2.63	2.93	0	42	167	Mar,2015
13	Shri Bhudeo Choudhary Jamui(SC)	2.53	5.31	0	285	20	Oct,2014
14	Shri Mangani Lal Mandal Jhanjharpur	2.50	4.28	0	71	153	Dec,2014
15	Shri Mahabali Singh Karakat	0.00	0.00	0	0	0	Oct,1220
16	Shri Nikhil Kumar Choudhary Katihar	2.50	0.00	0	0	0	Jun,2014

17	Shri Dinesh Chandra Yadav Khagaria	5.00	7.38	5	4	120	Mar,2015
18	Shri Mohammad Asrarul Haque Kishanganj	2.50	0.30	0	0	101	Dec,2014
19	Shri Sharad Yadav Madhepura	2.50	2.22	0	1	3	Oct,2014
20	Shri Hukmadeo Narayan Yadav Madhubani	2.50	4.46	0	0	103	Dec,2014
21	Shri Prabhu Nath Singh Maharajganj	0.00	0.00	0	0	0	Mar,2014
22	Shri Rajiv Ranjan (Lalan) Singh Munger	7.50	6.47	334	163	203	Jan,2015
23	Capt. Jainarain Prasad Nishad Muzaffarpur	2.50	2.88	0	58	13	Mar,2015
24	Shri Kaushalendra Kumar Nalanda	0.27	4.32	14	15	207	Dec,2014
25	Dr. Bhola Singh Nawada	0.00	0.00	0	0	0	Nov,2013
26	Dr. Sanjay Jaiswal Paschim Champaran	0.00	0.00	0	0	0	Jan,2014
27	Shri Ranjan Prasad Yadav Pataliputra	0.00	6.36	643	181	326	Feb,2015
28	Shri Shatrughan Prasad Sinha Patna Sahib	5.00	7.44	0	0	101	Feb,2015
29	Mr. Uday Singh Purnea	2.46	0.01	0	0	323	Mar,2015
30	Shri Radha Mohan Singh Purvi Champaran	2.50	0.00	0	0	0	Jan,2014
31	Shri Maheshwar Hazari Samastipur(SC)	0.05	0.00	0	2	25	Mar,2015
32	Shri Lalu Prasad Saran	0.00	0.34	0	0	0	Dec,2014
33	Smt. Meira Kumar Sasaram(SC)	0.00	1.33	159	132	238	Feb,2015
34	Smt. Rama Devi Sheohar	0.00	0.00	0	0	0	Jan,2014
35	Shri Arjun Roy Sitamarhi	0.00	0.00	0	0	10	Dec,2013

36	Shri Om Prakash Yadav Siwan	5.00	5.41	121	27	200	Jan,2015
37	Shri Vishwa Mohan Kumar Supaul	0.00	3.09	5	12	103	Dec,2014
38	Smt. Aswamedh Devi Ujiarpur	0.07	1.32	107	7	114	Jul,2014
39	Dr. Raghuvansh Prasad Singh Vaishali	2.90	3.83	0	10	35	Mar,2015
40	Shri Baidyanath Prasad Mahto Valmiki Nagar	0.00	0.00	0	0	0	Jan,2014
15th Lok Sabha Total		79.53	110.91	1600	1187	4501	
16th Lok Sabha							
1	Shri Tasleem Uddin Araria	2.50	0.00	0	0	0	07 Oct, 2014*
2	Shri Raj Kumar Singh Arrah	2.50	0.00	0	0	0	Jan,2015
3	Shri Sushil Kumar Singh Aurangabad	3.52	1.54	65	38	10	Mar,2015
4	Shri Jai Prakash Narayan Yadav Banka	2.50	0.00	0	0	0	Dec,2014
5	Dr. Bhola Singh Begusarai	2.50	0.67	49	44	13	Nov,2014
6	Shri Shailesh Kumar Urph Bulu Bhagalpur	2.52	0.15	25	15	2	Mar,2015
7	Shri Ashwini Kumar Choubey Buxar	2.52	0.00	0	0	0	Mar,2015
8	Shri Kirti Azad Darbhanga	2.50	0.00	0	0	0	14 Oct, 2014*
9	Shri Hari Manjhi Gaya (SC)	2.50	1.18	47	45	9	Mar,2015
10	Shri Janak Ram Gopalganj (SC)	2.50	0.00	10	0	0	Mar,2015
11	Shri Ramvilas Paswan Hajipur(SC)	2.53	2.41	660	87	54	Mar,2015
12	Dr. Arun Kumar Jahanabad	2.50	0.00	18	2	0	Mar,2015
13	Shri Chirag Kumar Paswan Jamui(SC)	2.50	0.88	61	61	35	Mar,2015

*Date of release of installment of MPLADS Funds.

MPLADS Annual Report 2014-15

14	Shri Birendra Kumar Chaudhary Jhanjharpur	2.50	0.00	34	8	0	Mar,2015
15	Shri Upendra Kushwaha Karakat	2.50	0.13	147	64	0	Mar,2015
16	Shri Tariq Anwar Katihar	2.50	0.00	0	0	0	11 Sep, 2014*
17	Shri Choudhary Mahboob Ali Khagaria	2.50	0.35	16	6	0	Mar,2015
18	Shri Mohammad Asrarul Haque Kishanganj	2.50	0.00	43	2	0	Dec,2014
19	Shri Rajesh Ranjan Pappu Yadav Madhepura	2.50	2.45	413	382	127	Mar,2015
20	Shri Hukm Deo Narayan Yadav Madhubani	2.50	1.71	137	89	10	Mar,2015
21	Shri Janardan Singh "Sigriwal" Maharajganj	2.51	2.10	243	70	0	Mar,2015
22	Smt. Veena Devi Munger	2.50	0.00	0	0	0	03 Sep, 2014*
23	Shri Ajay Nishad Muzaffarpur	2.50	0.00	10	0	0	Mar,2015
24	Shri Kaushlendra Kumar Nalanda	5.00	0.03	92	61	0	Feb,2015
25	Shri Giriraj Singh Nawada	2.50	0.00	0	0	0	26 Aug, 2014*
26	Dr. Sanjay Jaiswal Paschim Champaran	2.50	0.00	0	0	0	23 Sep, 2014*
27	Shri Ram Kripal Yadav Pataliputra	2.50	0.00	0	0	0	Feb,2015
28	Shri Shatrughana Sinha Patna Sahib	2.50	0.23	57	30	0	Mar,2015
29	Shri Santosh Kumar Purnea	2.54	0.00	3	0	0	Mar,2015
30	Shri Radha Mohan Singh Purvi Champaran	2.50	0.00	0	0	0	26 Aug, 2014*
31	Shri Ram Chandra Paswan Samastipur(SC)	2.54	0.89	41	27	0	Mar,2015
32	Shri Rajiv Pratap Rudy Saran	2.51	0.00	252	138	0	23 Sep, 2014*

*Date of release of installment of MPLADS Funds.

33	Shri Chhedi Paswan Sasaram(SC)	2.51	0.10	221	21	9	Mar,2015
34	Smt. Rama Devi Sheohar	5.00	4.70	69	69	12	Mar,2015
35	Shri Ram Kumar Sharma Sitamarhi	2.50	0.00	0	0	0	26 Sep, 2014*
36	Shri Om Prakash Yadav Siwan	7.00	3.50	225	90	30	Jan,2015
37	Smt. Ranjeet Ranjan Supaul	5.00	1.58	213	120	0	Nov,2014
38	Shri Nityanand rai Ujiarpur	2.50	0.00	112	0	0	Mar,2015
39	Shri Rama Kishore Singh Vaishali	2.50	0.37	26	7	0	Mar,2015
40	Shri Satish Chandra Dubey Valmiki Nagar	2.50	0.00	0	0	0	23 Sep, 2014*
16th Lok Sabha Total		113.19	24.99	3289	1476	311	
Lok Sabha Total		192.72	135.9	4889	2663	4812	
Member of Rajya Sabha							
1	Shri Ali Anwar Ansari Patna	0.00	1.74	28	29	22	Feb,2015
2	Dr. Anil Kumar Sahani Muzaffarpur	5.00	7.37	55	66	8	Mar,2015
3	Shri Bashistha Narain Singh Buxar	2.91	2.47	35	23	2	Mar,2015
4	Dr. C.P. Thakur Patna	5.00	4.92	106	91	13	Feb,2015
5	Shri Dharmenedra Pradhan Patna	0.10	0.28	27	24	7	Mar,2015
6	Shri Gulam Rasool Balyawi Patna	2.50	0.00	NA	NA	NA	01 Dec, 2014*
7	Shri Harivansh Patna	2.50	0.00	NA	NA	NA	25 Feb, 2014*
8	Shri K.C. Tyagi Patna	2.50	1.15	4	3	154	Mar,2015
9	Smt. Kahkashan Perween Bhagalpur	2.55	0.71	42	40	17	Mar,2015

*Date of release of installment of MPLADS Funds.

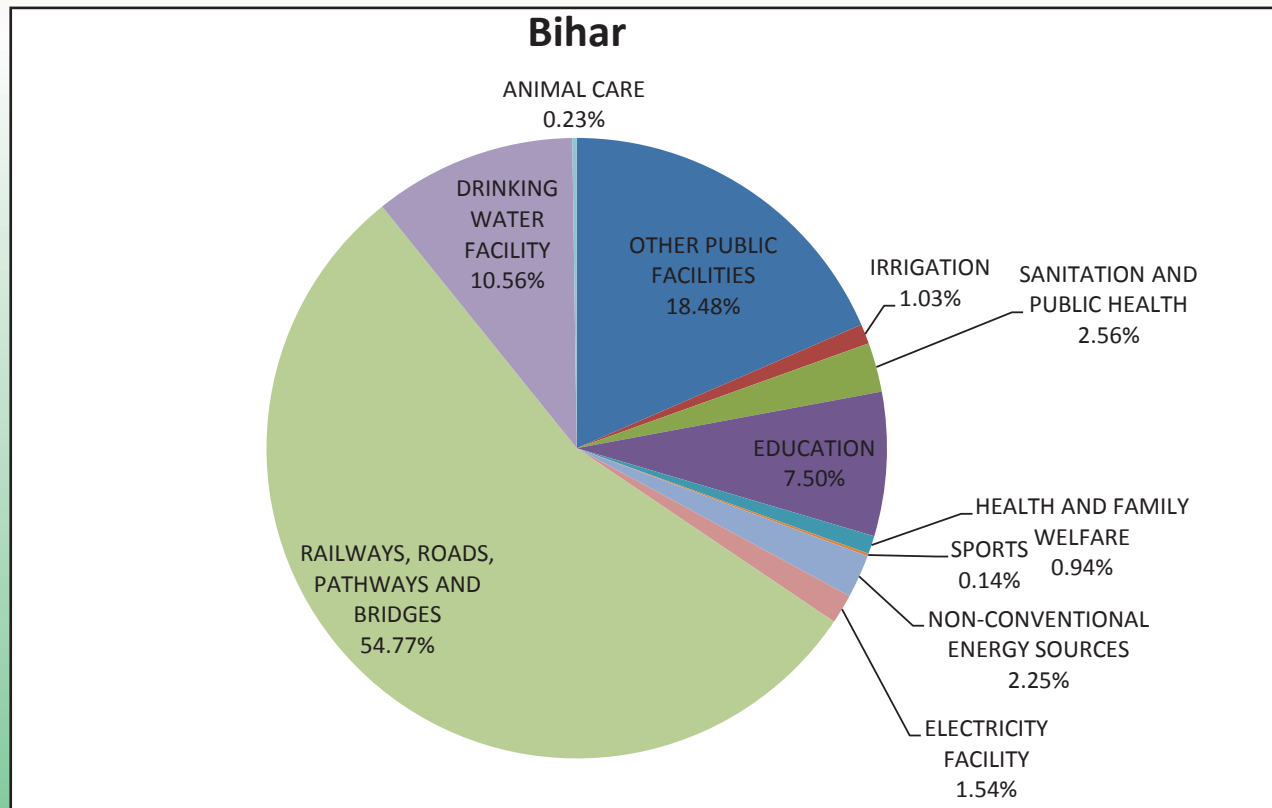
MPLADS Annual Report 2014-15

10	Shri Mahendra Prasad Jehanabad	0.00	0.00	NA	NA	NA	Mar,2015
11	Shri Pavan Kumar Varma Patna	0.00	0.00	NA	NA	NA	-
12	Shri Ram Nath Thakur Samastipur	5.03	2.87	73	49	36	Mar,2015
13	Shri Ramchandra Prasad Singh District Not Opted	0.00	0.00	NA	NA	NA	-
14	Shri Ravi Shankar Prasad Patna	5.00	4.93	55	43	82	Feb,2015
15	Shri Ravindra Kishore Sinha Patna	2.50	0.00	48	9	NA	Feb,2015
16	Shri Sharad Yadav Madhepura	2.50	0.00	NA	NA	NA	27 Oct, 2014*
Rajya Sabha (Sitting) Sub Total		38.10	26.44	473	377	341	
Rajya Sabha (ex-Member) Sub Total		29.56	35.56	255	633	598	
Rajya Sabha Total		67.66	62	728	1010	939	
State Total:		260.38	197.9	5617	3673	5751	

*Date of release of installment of MPLADS Funds.

Summary of Works of each Sector till 31.03.2015

State : Bihar			
S. No.	Sector	Total Number of Works Sanctioned by the District Authorities	Total Sanctioned Cost of Works (In Rs. lakh)
1	Animal Care	18	55.42
2	Drinking Water Facility	832	615.30
3	Education	591	2306
4	Electricity Facility	121	503.07
5	Health and Family Welfare	74	627.20
6	Irrigation	81	179.18
7	Non-Conventional Energy Sources	177	268.97
8	Other Public Facilities	1456	3737.08
9	Railways, Roads, Pathways and Bridges	4314	17999.3
10	Sanitation and Public Health	202	394.82
11	Sports	11	63.33
Total		7877	26749.67



3.5 CHHATTISGARH

Chhattisgarh has **16** Members of Parliament (**11** Lok Sabha and **5** Rajya Sabha). During the financial year 2014-15, **Rs. 80.00 crore** has been released. As reported by the District Authorities, an expenditure of **Rs. 50.63 crore** has been incurred during the year under reference.

During the year 2014-15, **2203** works have been recommended by the MPs, **1325** works (including works recommended during previous years) have been sanctioned by the District Authorities and **2106** works (including works sanctioned during previous years) have been completed.

As per the Work Monitoring System of MPLADS website, Maximum works have been sanctioned in Other Public Facilities (41.94%) followed by Drinking Water Facilities (21.56%) and Railways, Roads, Pathways and Bridges (19.08%) in the state till 31.03.2015.

The Constituency/MP wise details and Sector-wise Distribution of Works are available in tabular and graphical form in the attached tables.

PHYSICAL AND FINANCIAL STATUS FOR THE YEAR 2014-15 (Chhattisgarh)

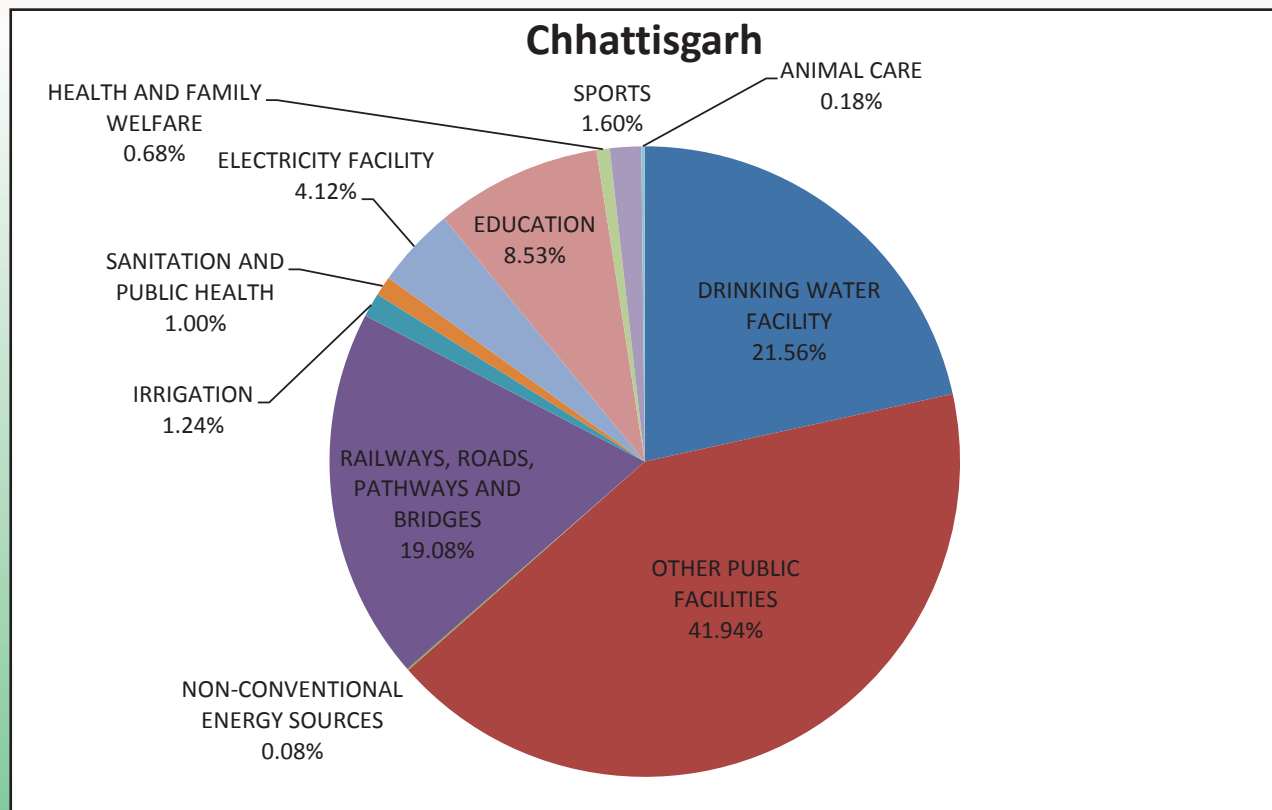
Sl.No.	Present Member of Parliament Constituency / Nodal District	Release + Interest (Rs. Crore)	Expenditure (Rs. Crore)	Number of works			Remarks (Fig.Upto)
				Recommended	Sanctioned	Completed	
15 th Lok Sabha							
1	Shri Dinesh Kashyap Bastar(ST)	0.26	1.77	0	7	87	Mar,2015
2	Shri Dilip Singh Judev Bilaspur	0.14	1.12	28	33	92	Feb,2015
3	Kum. Saraj Pandey Durg	2.72	0.86	198	10	134	Oct,2014
4	Smt Kamla Devi Patle Janjgir Champa(SC)	0.00	0.00	0	0	0	Nov,2013
5	Shri Sohan Potai Kanker(ST)	0.00	1.24	4	3	316	Mar,2015
6	Dr. Charan Das Mahant Korba	2.55	1.92	197	38	68	Jul,2014
7	Shri Chandulal Sahu (Chandu Mahasamund	2.87	3.75	12	48	123	Mar,2015
8	Shri Vishnu Deo Sai Raigarh(ST)	2.78	4.44	0	60	102	Mar,2015
9	Shri Ramesh Bais Raipur	0.16	0.03	64	3	211	Mar,2015
10	Shri Madhusudan Yadav Rajnandgaon	2.64	1.11	0	22	151	Mar,2015
11	Shri Murarilal Singh Sarguja(ST)	2.50	0.36	0	13	56	Jun,2014
15 th Lok Sabha Total		16.62	16.59	503	237	1340	
16 th Lok Sabha							
1	Shri Dinesh Kashyap Bastar(ST)	2.50	0.31	23	7	0	Mar,2015
2	Shri Lakhan Lal Sahu Bilaspur	5.07	2.04	135	84	33	Mar,2015
3	Shri Tamradhwaj Sahu Durg	2.50	0.32	149	47	0	Feb,2015
4	Smt. Kamla Patle Janjgir Champa(SC)	2.51	2.12	111	65	29	Mar,2015
5	Shri Vikram Dev Usendi Kanker(ST)	2.52	0.00	117	82	30	Mar,2015
6	Dr. Banshilal Mahto Korba	5.02	2.29	123	72	27	Feb,2015

MPLADS Annual Report 2014-15

7	Shri Chandu lal Sahu (Chandu) Mahasamund	2.50	0.00	46	0	0	Mar,2015
8	Shri Vishnu Deo Sai Raigarh(ST)	2.52	0.06	89	6	0	Mar,2015
9	Shri Ramesh Bais Raipur	2.53	0.00	64	52	0	Mar,2015
10	Shri Abhishek Singh Rajnandgaon	2.53	1.33	114	47	8	Mar,2015
11	Shri Kamalbhan Singh Marabi Sarguja(ST)	2.50	2.37	100	79	4	Mar,2015
16th Lok Sabha Total		32.69	10.85	1071	541	131	
Lok Sabha Total		49.31	27.44	1574	778	1471	
Member of Rajya Sabha							
1	Shri Bhushan lal Jangde Raipur	4.99	2.48	72	51	214	Mar,2015
2	Smt Mohsina Kidwai Raipur	7.50	5.26	179	128	199	Mar,2015
3	Shri Moti Lal Vora Durg	5.00	4.97	275	229	28	Feb,2015
4	Shri Nand Kumar Sai Jashpur	7.54	7.59	54	93	117	Mar,2015
5	Shri Ranvijay Singh Judev Jashpur	5.00	1.83	43	43	21	Mar,2015
Rajya Sabha (Sitting) Sub Total		30.03	22.13	623	544	579	
Rajya Sabha (ex-Member) Sub Total		2.07	1.06	6	3	56	
Rajya Sabha Total		32.1	23.19	629	547	635	
State Total		81.41	50.63	2203	1325	2106	

Summary of Works of each Sector till 31.03.2015

State : Chhattisgarh			
S. No.	Sector	Total Number of Works Sanctioned by the District Authorities	Total Sanctioned Cost of Works (In Rs. lakh)
1	Animal Care	67	121.83
2	Drinking Water Facility	8211	5456.40
3	Education	3250	7533.44
4	Electricity Facility	1568	1560.34
5	Health and Family Welfare	259	852.88
6	Irrigation	471	1410.18
7	Non-Conventional Energy Sources	29	105.33
8	Other Public Facilities	15978	26064.10
9	Railways, Roads, Pathways and Bridges	7270	20014
10	Sanitation and Public Health	381	504.90
11	Sports	609	834.03
Total		38093	64457.43



3.6 GOA

Goa has **3** Members of Parliament (**2** Lok Sabha and **1** Rajya Sabha). During the financial year 2014-15, **Rs. 7.50 crore** has been released. As reported by the District Authorities, an expenditure of **Rs. 8.73 crore** has been incurred during the year under reference.

During the year 2014-15, **43** works have been recommended by the MPs, **44** works (including works recommended during previous years) have been sanctioned by the District Authorities and **34** works (including works sanctioned during previous years) have been completed.

As per the Work Monitoring System of MPLADS website, Maximum works have been sanctioned in Education (30.70%) followed by Other Public Facilities (29.29%) and Railways, Roads, Pathways and Bridges (10.57%) in the state till 31.03.2015.

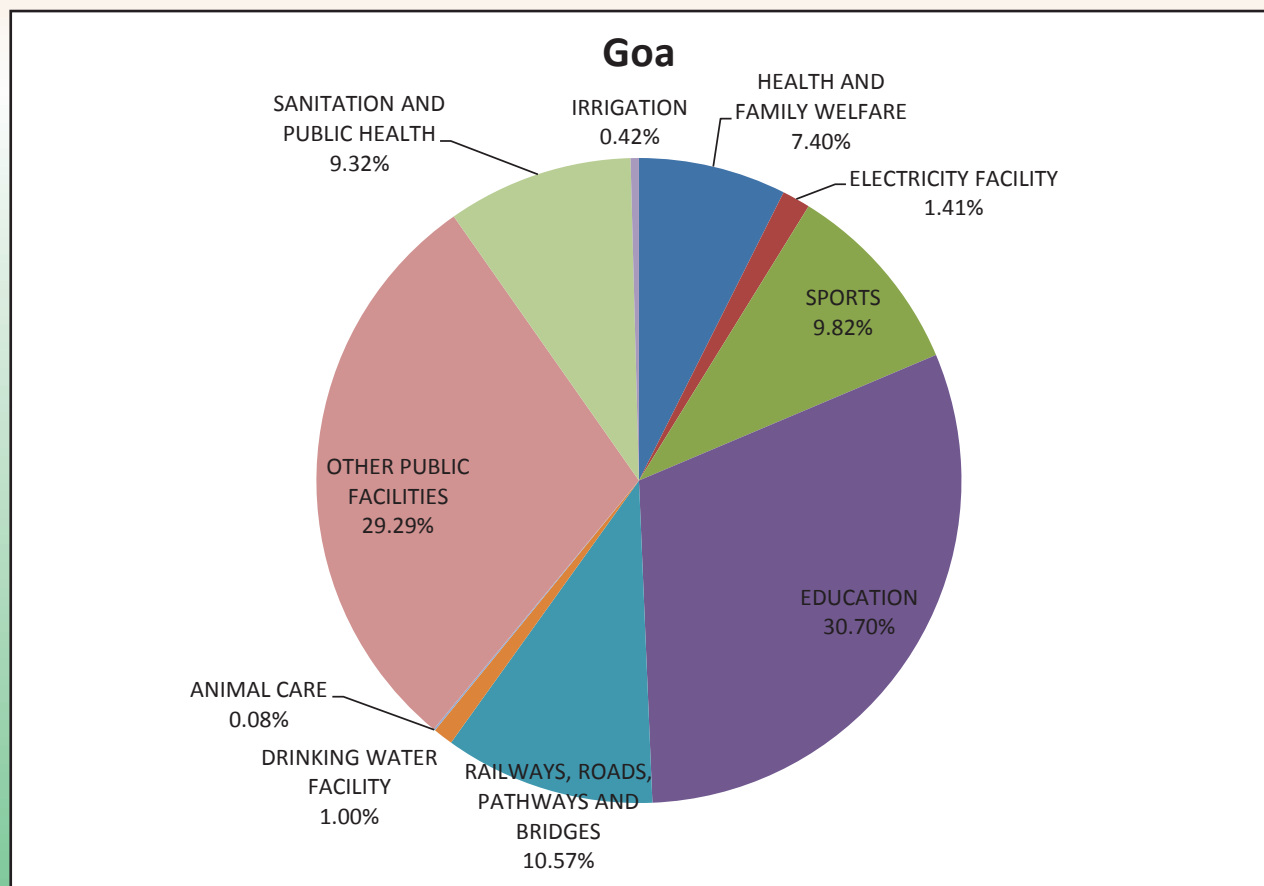
The Constituency/MP wise details and Sector-wise Distribution of Works are available in tabular and graphical form in the attached tables.

PHYSICAL AND FINANCIAL STATUS FOR THE YEAR 2014-15 (Goa)

Sl.No.	Present Member of Parliament Constituency / Nodal District	Release + Interest (Rs. Crore)	Expenditure (Rs. Crore)	Number of works			Remarks (Fig.Upto)
				Recommended	Sanctioned	Completed	
15 th Lok Sabha							
1	Shri Shripad Yesso Naik North Goa	2.68	3.09	2	3	13	Mar,2015
2	Shri Francisco Sardinha South Goa	0.08	3.47	2	2	5	Mar,2015
15 th Lok Sabha Total		2.76	6.57	4	5	18	
16 th Lok Sabha							
1	Shri Shripad Yesso Naik North Goa	2.54	0.16	20	20	0	Mar,2015
2	Shri Advocate Narendra Keshav South Goa	2.58	0.37	16	16	15	Mar,2015
16 th Lok Sabha Total		5.12	0.53	36	36	15	
Lok Sabha Total		7.88	7.1	40	41	33	
Member of Rajya Sabha							
1	Shri Shanta Ram Naik South Goa	0.00	1.63	3	3	1	Jul,2014
Rajya Sabha (Sitting) Sub Total		0.00	1.63	3	3	1	
Rajya Sabha (ex-Member) Sub Total		0.00	0.00	0	0	0	
Rajya Sabha Total		0.00	1.63	3	3	1	
State Total		7.88	8.73	43	44	34	

Summary of Works of each Sector till 31.03.2015

State : Goa			
S. No.	Sector	Total Number of Works Sanctioned by the District Authorities	Total Sanctioned Cost of Works (In Rs. lakh)
1	Animal Care	1	7.29
2	Drinking Water Facility	12	52.14
3	Education	369	2733.52
4	Electricity Facility	17	73.58
5	Health and Family Welfare	89	504.53
6	Irrigation	5	58.70
7	Other Public Facilities	352	4230.03
8	Railways, Roads, Pathways and Bridges	127	1206.90
9	Sanitation and Public Health	112	867.99
10	Sports	118	1460.39
Total		1202	11195.07



3.7 GUJARAT

Gujarat has **37** Members of Parliament (**26** Lok Sabha and **11** Rajya Sabha). During the financial year 2014-15, **Rs. 207.50 crore** has been released. As reported by the District Authorities, an expenditure of **Rs. 174.06 crore** has been incurred during the year under reference.

During the year 2014-15, **6315** works have been recommended by the MPs, **5019** works (including works recommended during previous years) have been sanctioned by the District Authorities and **7565** works (including works sanctioned during previous years) have been completed.

As per the Work Monitoring System of MPLADS website, Maximum works have been sanctioned in Railways, Roads, Pathways and Bridges (46.13%) followed by Drinking Water Facilities (17.36%) and Other Public Facilities (14.25%) in the state till 31.03.2015.

The Constituency/MP wise details and Sector-wise Distribution of Works are available in tabular and graphical form in the attached tables.

PHYSICAL AND FINANCIAL STATUS FOR THE YEAR 2014-15 (Gujarat)

Sl.No.	Present Member of Parliament Constituency / Nodal District	Release + Interest (Rs. Crore)	Expenditure (Rs. Crore)	Number of works			Remarks (Fig.Upto)
				Recommended	Sanctioned	Completed	
15 th Lok Sabha							
1	Shri Harin Pathak Ahmedabad East	0.00	1.14	0	53	79	Feb,2015
2	Dr. Kirit Premjibhai Solanki Ahmedabad West(SC)	0.00	0.00	39	11	7	Feb,2015
3	Shri Naranbhai Kachhadia Amreli	0.26	2.20	1	35	111	Mar,2015
4	Shri Bharatbhai Madhavsinh Anand	2.79	3.34	11	128	596	Mar,2015
5	Shri Haribhai P. Chaudhary Banaskantha	2.89	3.02	0	204	207	Mar,2015
6	Shri Tusharbhai A. Chaudhary Bardoli(ST)	5.17	4.15	0	17	377	Mar,2015
7	Shri Mansukhbhai Dhanjibhai Bharuch	4.98	2.61	65	56	95	Jan,2015
8	Shri Rajendra Sinh Ghanashyam Bhavnagar	5.27	5.30	0	34	296	Mar,2015
9	Shri Ramsinh Patalyabhai Rathwa Chhota Udaipur(ST)	5.02	4.68	0	77	204	Jan,2015
10	Dr. (Smt.)Prabha Kishore Taviad Dahod(ST)	5.34	4.02	0	206	113	Jan,2015
11	Shri Lal Krishna Advani Gandhinagar	0.00	4.37	74	131	242	Dec,2014
12	Shri Vikrambhai Arjanbhai Jamnagar	2.67	3.29	0	0	117	Mar,2015
13	Shri Dinubhai Boghabhai Solanki Junagadh	5.47	4.60	0	20	111	Dec,2014
14	Smt. Poonam Veljibhai Jat Kachchh(SC)	2.83	3.89	35	54	66	Nov,2014
15	Shri Dinsha J. Patel Kheda	5.24	2.71	0	100	285	Mar,2015
16	Smt Jayshreeben Kanubhai Patel Mahesana	2.50	2.20	27	38	236	Mar,2015
17	Shri C. R. Patil Navsari	5.42	6.32	58	23	163	Mar,2015

18	Shri Prabhatsinh Chauhan Panchmahal	2.61	4.16	1	33	313	Mar,2015
19	Shri Jagdish Thakor Patan	2.50	4.86	0	21	250	Mar,2015
20	Shri Vitthalbhai Hansrajibhai Porbandar	2.56	6.41	0	9	46	Sep,2014
21	Shri Kuvarjibhai Mohanbhai Rajkot	3.14	3.77	72	62	192	Mar,2015
22	Dr. Mahendrasinh P. Chauhan Sabarkantha	7.84	7.20	106	163	1027	Mar,2015
23	Smt. Darshana Vikram Jardosh Surat	5.17	5.17	0	84	97	Mar,2015
24	Shri Somabhai Gandadal Koli Surendranagar	0.55	2.24	33	11	69	Mar,2015
25	Shri Balkrishna Khanderao Shukla Vadodara	2.76	1.81	0	38	101	Feb,2015
26	Shri Kishanbhai Vestabhai Patel Valsad(ST)	2.67	2.95	4	4	138	Jan,2015
15th Lok Sabha Total		85.63	96.42	526	1612	5538	
16th Lok Sabha							
1	Shri Paresh Rawal Ahmedabad East	2.50	0.03	57	2	1	Mar,2015
2	Dr. Kirit P Solanki Ahmedabad West(SC)	2.50	0.10	111	3	2	Mar,2015
3	Shri Kachhadiya Naranbhai Amreli	5.02	0.79	503	186	30	Mar,2015
4	Shri Dilip Patel Anand	2.50	2.20	300	206	2	Mar,2015
5	Shri Chaudhary Haribhai Banaskantha	2.50	0.00	149	18	0	Mar,2015
6	Shri Parbhubhai Nagarbhai Vasava Bardoli(ST)	2.50	0.11	112	23	2	Mar,2015
7	Shri Vasava Mansukhbhai Bharuch	2.50	0.00	0	0	0	17 Nov, 2014*
8	Dr. Bharatiben Dhirubhai Shiyal Bhavnagar	2.50	0.11	226	63	2	Feb,2015
9	Shri Ramsinh Rathwa Chhota Udaipur(ST)	2.50	0.54	240	136	20	Mar,2015
10	Shri Jsvantsinh Sumanbhai Dahod(ST)	2.50	0.00	9	9	0	Mar,2015

*Date of release of installment of MPLADS Funds.

MPLADS Annual Report 2014-15

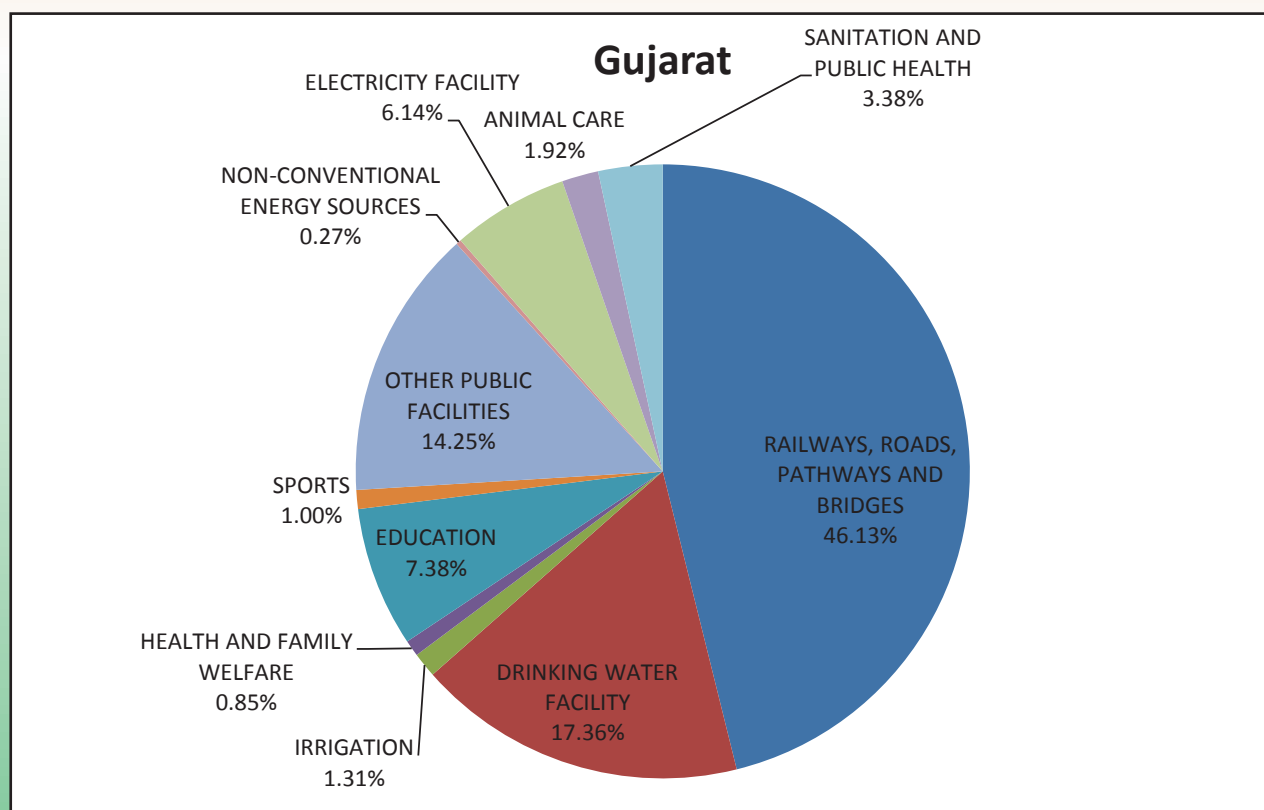
11	Shri L. K. Advani Gandhinagar	2.50	0.00	0	0	0	22 Sep, 2014*
12	Smt. Poonamben Hematbhai Jamnagar	2.50	0.04	40	3	0	Mar,2015
13	Shri Chudasama Rajeshbhai Junagadh	2.50	0.10	149	19	0	Mar,2015
14	Shri Vinod Chavda Lakhamashi Kachchh(SC)	2.50	2.29	215	132	26	Mar,2015
15	Shri Chauhan Devusinh Jesingbhai Kheda	5.07	3.23	311	232	127	Mar,2015
16	Smt. Jayshreeben Kanubhai Patel Mahesana	2.50	0.00	0	0	0	14 Oct, 2014*
17	Shri C. R. Patil Navsari	2.50	0.59	95	31	8	Feb,2015
18	Shri Prabhatsinh Pratapsinh Panchmahal	5.02	2.44	290	154	75	Mar,2015
19	Shri Liladharbhai Khodaji Vaghela Patan	2.50	0.99	106	87	40	Mar,2015
20	Shri Vithalbhai Hansrajibhai Porbandar	2.52	0.40	226	174	13	Mar,2015
21	Shri Kundariya Mohanbhai Rajkot	2.50	0.91	211	96	15	Mar,2015
22	Shri Dipsinh Shankarsinh Rathod Sabarkantha	2.62	0.28	336	106	23	Mar,2015
23	Smt. Darshana Vikram Jardosh Surat	2.50	1.15	154	60	57	Mar,2015
24	Shri Devajibhai Govindhai Surendranagar	2.55	0.29	149	18	2	Mar,2015
25	Smt. Ranjanben Bhatt Vadodara	2.50	0.00	0	0	0	08 Jan, 2014*
26	Dr. K. C. Patel Valsad(ST)	2.55	0.79	283	213	42	Mar,2015
16th Lok Sabha Total		72.85	17.38	4272	1971	487	
Lok Sabha Total		158.48	113.8	4798	3583	6025	
Member of Rajya Sabha							
1	Shri Ahmed Patel Broach	5.68	3.56	188	84	3	Jan,2015
2	Shri Arun Maharajkishan Jaitley Kheda (nadiad)	3.39	3.63	10	30	23	Mar,2015
3	Shri Chunibhai Kanjibhai Gohel Gir Somnath	2.50	0.00	NA	NA	NA	18 Feb, 2015*

*Date of release of installment of MPLADS Funds.

4	Shri Dilipbhai Shivshanka Pandya Patan	2.50	2.97	70	42	139	Mar,2015
5	Shri Lal Sinh Vadodia Anand	5.73	2.88	284	203	84	Mar,2015
6	Shri Madhusudan Devram Mistry Banaskantha	2.50	0.00	202	93	NA	Mar,2015
7	Shri Mansukh L. Mandaviya Bhavnagar	3.33	5.73	173	121	106	Mar,2015
8	Shri Pravinchandra Somabhai Rashtrapal Ahmedabad	2.50	3.10	213	135	82	Feb,2015
9	Mhant Shambhuprasadji Tundiya Ahmedabad	5.72	4.12	133	118	76	Mar,2015
10	Shri Shankarbhai Vegad Surendranagar	3.45	3.17	158	136	97	Mar,2015
11	Smt Smriti Zubin Irani Anand	3.28	5.24	29	109	165	Mar,2015
Rajya Sabha (Sitting) Sub Total		40.58	34.40	1460	1071	775	
Rajya Sabha (ex-Member) Sub Total		20.65	25.86	57	365	765	
Rajya Sabha Total		61.23	60.26	1517	1436	1540	
State Total		219.71	174.06	6315	5019	7565	

Summary of Works of each Sector till 31.03.2015

State : Gujarat			
S. No.	Sector	Total Number of Works Sanctioned by the District Authorities	Total Sanctioned Cost of Works (In Rs. lakh)
1	Animal Care	1198	516.96
2	Drinking Water Facility	10809	8463.85
3	Education	4597	10462.10
4	Electricity Facility	3822	2389.22
5	Health and Family Welfare	532	2158.98
6	Irrigation	817	1736.05
7	Non-Conventional Energy Sources	171	107.81
8	Other Public Facilities	8869	14716.80
9	Railways, Roads, Pathways and Bridges	28718	35355.80
10	Sanitation and Public Health	2105	3088.12
11	Sports	622	517.16
Total		62260	79512.86



3.8 HARYANA

Haryana has **15** Members of Parliament (**10** Lok Sabha and **5** Rajya Sabha). During the financial year 2014-15, **Rs. 52.50 crore** has been released. As reported by the District Authorities, an expenditure of **Rs. 46.33 crore** has been incurred during the year under reference.

During the year 2014-15, **1708** works have been recommended by the MPs, **1046** works (including works recommended during previous years) have been sanctioned by the District Authorities and **1536** works (including works sanctioned during previous years) have been completed.

As per the Work Monitoring System of MPLADS website, Maximum works have been sanctioned in Other Public Facilities (38.74%) followed by Railways, Roads, Pathways and Bridges (30.90%) and Drinking Water Facility (10.51%) in the state till 31.03.2015.

The Constituency/MP wise details and Sector-wise Distribution of Works are available in tabular and graphical form in the attached tables.

PHYSICAL AND FINANCIAL STATUS FOR THE YEAR 2014-15 (Haryana)

Sl.No.	Present Member of Parliament Constituency / Nodal District	Release + Interest (Rs. Crore)	Expenditure (Rs. Crore)	Number of works			Remarks (Fig.Upto)
				Recommended	Sanctioned	Completed	
15 th Lok Sabha							
1	Kmr. Kumari Selja Ambala (SC)	2.42	4.82	163	116	173	Jun,2014
2	Smt. Shruti Choudhry Bhiwani-mahendragarh	0.01	1.31	0	0	60	Nov,2014
3	Shri Avtar Singh Bhadana Faridabad	0.00	0.80	0	0	17	Feb,2015
4	Shri Inderjit Singh Rao Gurgaon	0.00	0.00	0	0	0	Jan,2014
5	Shri Kuldeep Bishnoi Hisar	0.00	2.37	0	0	148	Mar,2015
6	Dr. Arvind Kumar Sharma Karnal	0.03	2.39	0	0	55	Feb,2015
7	Shri Naveen Jindal Kurukshetra	0.04	3.35	0	57	266	Mar,2015
8	Shri Deepender Singh Hooda Rohtak	0.39	2.92	9	10	46	Mar,2015
9	Shri Ashok Tanwar Sirsa(SC)	0.19	3.07	2	9	134	Mar,2015
10	Shri Jitender Singh Malik Sonapat	0.16	2.61	104	104	101	Mar,2015
15 th Lok Sabha Total		3.25	23.64	278	296	1000	
16 th Lok Sabha							
1	Shri Rattan Lal Kataria Ambala (SC)	2.52	0.22	204	94	0	Mar,2015
2	Shri Dharambir S/O Bhale Ram Bhiwani-mahendragarh	2.66	2.47	44	44	38	Mar,2015
3	Shri Krishan Pal Faridabad	2.50	0.11	1	1	0	Feb,2015
4	Shri Inderjit Singh Rao Gurgaon	2.50	0.00	70	33	0	Mar,2015
5	Shri Dushyant Chautala Hisar	2.50	0.00	0	0	0	11 Sep. 2014*
6	Shri Ashwini Kumar Karnal	2.50	0.04	67	12	0	Mar,2015

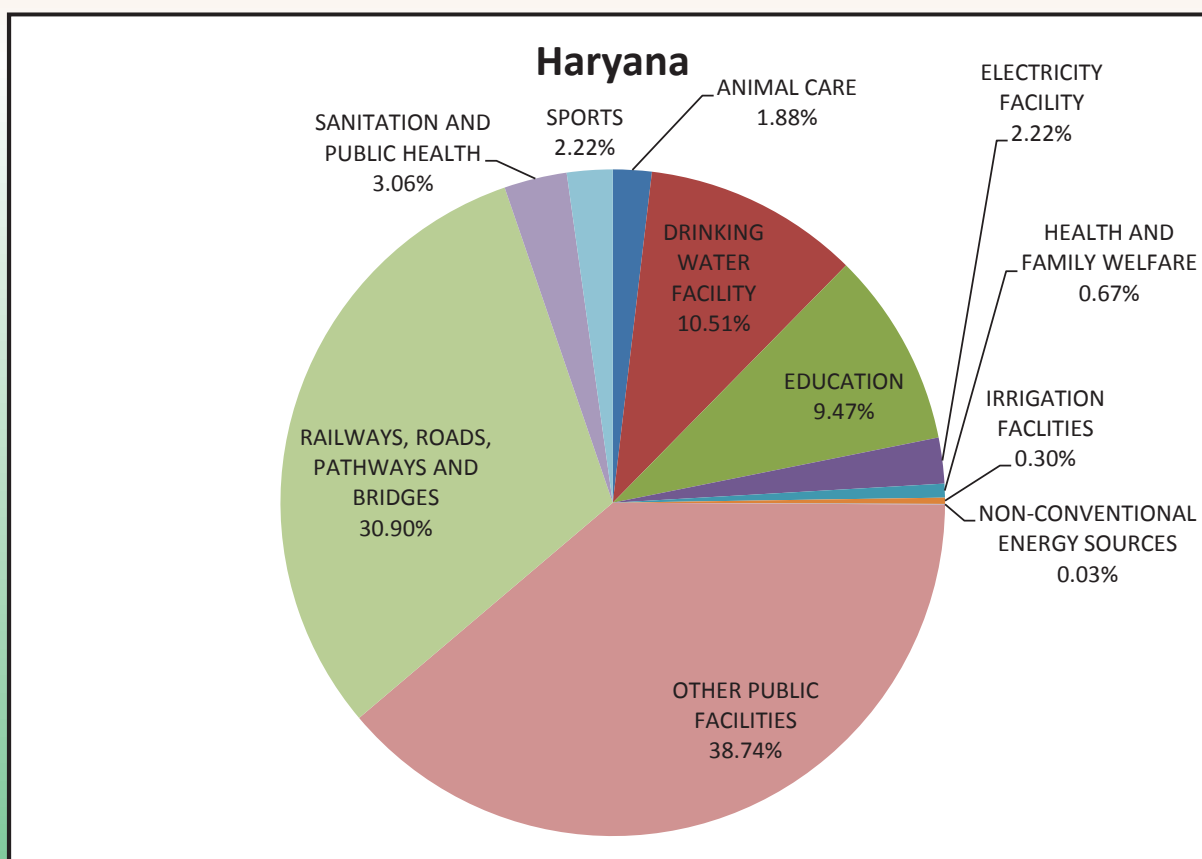
*Date of release of installment of MPLADS Funds.

7	Shri Raj Kumar Saini Kurukshetra	2.52	0.12	47	3	0	Mar,2015
8	Shri Deepender Singh Hooda Rohtak	5.00	0.83	54	25	2	Mar,2015
9	Shri Charanjeet Singh Rori Sirsa(SC)	2.54	0.67	393	66	0	Mar,2015
10	Shri Ramesh Chander Sonapat	2.50	0.02	27	27	1	Mar,2015
16th Lok Sabha Total		27.74	4.47	907	305	41	
Lok Sabha Total		30.99	28.11	1185	601	1041	
Member of Rajya Sabha							
1	Shri Birender Singh Jind	2.50	0.00	NA	NA	NA	26 Aug, 2014*
2	Shri Ram Kumar Kashyap Kurukshetra	5.02	2.46	220	111	23	Mar,2015
3	Km. Selja Ambala	2.50	0.00	NA	NA	NA	27 Oct, 2014*
4	Shri Shadi Lal Batra Rohtak	2.82	3.81	29	57	68	Mar,2015
5	Shri Suresh Prabhu Rohtak	0.00	0.00	NA	NA	NA	-
Rajya Sabha (Sitting) Sub Total		12.84	6.27	249	168	91	
Rajya Sabha (ex-Member) Sub Total		10.10	11.95	274	277	404	
Rajya Sabha Total		22.94	18.22	523	445	495	
State Total		53.93	46.33	1708	1046	1536	

*Date of release of installment of MPLADS Funds.

Summary of Works of each Sector till 31.03.2015

State : Haryana			
S. No.	Sector	Total Number of Works Sanctioned by the District Authorities	Total Sanctioned Cost of Works (In Rs. lakh)
1	Animal Care	575	1558.58
2	Drinking Water Facility	3209	3013.40
3	Education	2894	6000.67
4	Electricity Facility	679	2045.33
5	Health and Family Welfare	205	448.77
6	Irrigation Facilities	92	279.14
7	Non-Conventional Energy Sources	9	42.51
8	Other Public Facilities	11833	24903.72
9	Railways, Roads, Pathways and Bridges	9437	16313.86
10	Sanitation and Public Health	934	1566.44
11	Sports	678	1269.13
Total		30545	57441.56



3.9 HIMACHAL PRADESH

Himachal Pradesh has **7** Members of Parliament (**4** Lok Sabha and **3** Rajya Sabha). During the financial year 2014-15, **Rs.25.00 crore** has been released. As reported by the District Authorities, an expenditure of **Rs. 18.16 crore** has been incurred during the year under reference.

During the year 2014-15, **2153** works have been recommended by the MPs, **2103** works (including works recommended during previous years) have been sanctioned by the District Authorities and **589** works (including works sanctioned during previous years) have been completed.

As per the Work Monitoring System of MPLADS website, Maximum works have been sanctioned in Railways, Roads, Pathways and Bridges (44.27%) followed by Other Public Facilities (36.56%) and Education (9.03%) in the state till 31.03.2015.

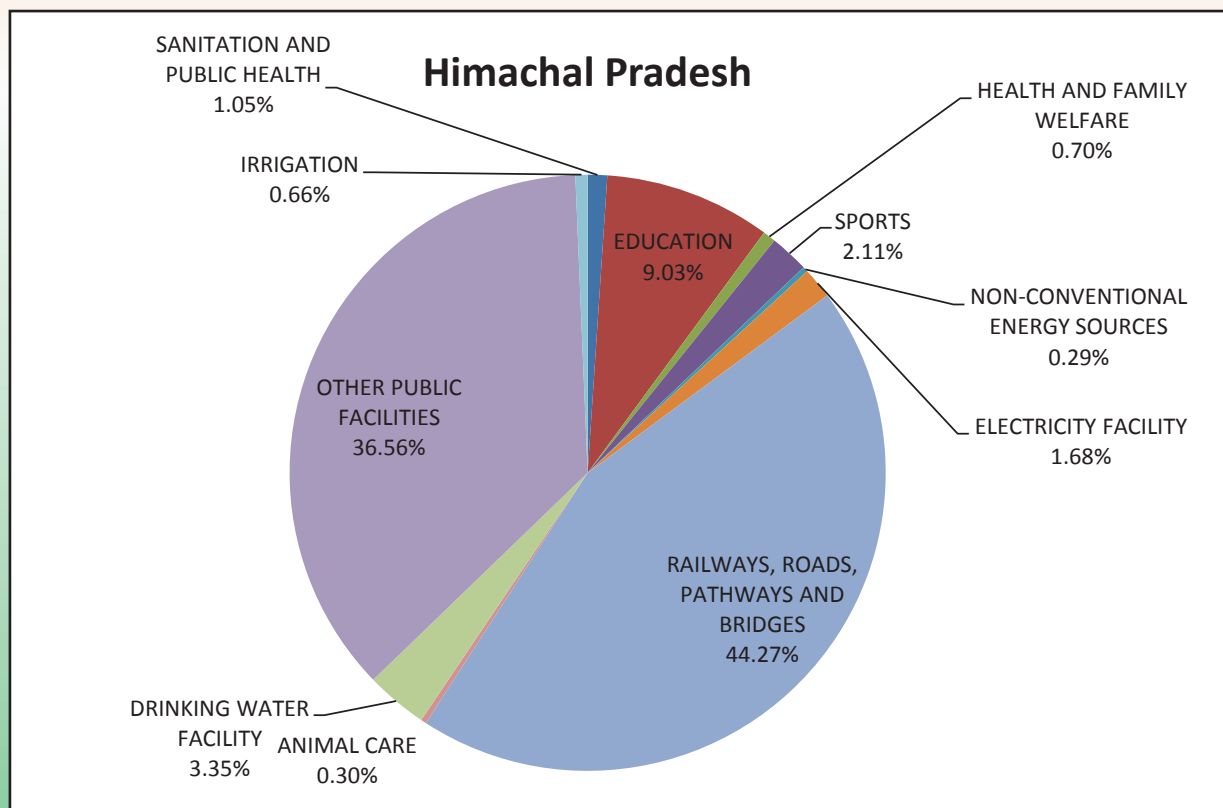
The Constituency/MP wise details and Sector-wise Distribution of Works are available in tabular and graphical form in the attached tables.

PHYSICAL AND FINANCIAL STATUS FOR THE YEAR 2014-15 (Himachal Pradesh)

Sl.No.	Present Member of Parliament Constituency / Nodal District	Release + Interest (Rs. Crore)	Expenditure (Rs. Crore)	Number of works			Remarks (Fig.Upto)
				Recommended	Sanctioned	Completed	
15 th Lok Sabha							
1	Shri Anurag Singh Thakur Hamirpur	0.00	0.36	318	318	62	Feb,2014
2	Dr. Rajan Sushant Kangra	0.39	2.71	314	314	74	May,2014
3	Smt. Pratibha Singh Mandi	0.09	0.31	181	181	127	Mar,2015
4	Shri Virender Kashyap Shimla (SC)	0.00	0.00	0	0	0	Mar,2014
15 th Lok Sabha Total		0.48	3.38	813	813	263	
16 th Lok Sabha							
1	Shri Anurag Singh Thakur Hamirpur	2.69	0.37	204	204	0	Mar,2015
2	Shri Shanta Kumar Kangra	5.50	1.94	196	196	0	Jan,2015
3	Shri Ram Swaroop Sharma Mandi	2.85	0.50	188	188	0	Mar,2015
4	Shri Virender Kashyap Shimla (SC)	5.04	0.14	127	124	0	Feb,2015
16 th Lok Sabha Total		16.07	2.95	715	712	0	
Lok Sabha Total		16.55	6.33	1528	1525	263	
Member of Rajya Sabha							
1	Smt. Bimla Kashyap Sood Shimla	2.75	4.22	275	229	251	Mar,2015
2	Shri Jagat Parkash Nadda Bilaspur	2.63	3.80	116	115	20	Sep,2014
3	Smt. Viplove Thakur Kangra	5.20	1.65	101	101	NA	Jan,2015
Rajya Sabha (Sitting) Sub Total		10.59	9.67	492	445	271	
Rajya Sabha (ex-Member) Sub Total		0.00	2.16	133	133	55	
Rajya Sabha Total		10.59	11.83	625	578	326	
State Total		27.14	18.16	2153	2103	589	

Summary of Works of each Sector till 31.03.2015

State : Himachal Pradesh			
S. No.	Sector	Total Number of Works Sanctioned by the District Authorities	Total Sanctioned Cost of Works (In Rs. lakh)
1	Animal Care	69	97.07
2	Drinking Water Facility	776	624.75
3	Education	2091	2689.12
4	Electricity Facility	390	362.04
5	Health and Family Welfare	162	481.89
6	Irrigation	153	181.65
7	Non-Conventional Energy Sources	66	18.57
8	Other Public Facilities	8465	10239.9
9	Railways, Roads, Pathways and Bridges	10250	8192.06
10	Sanitation and Public Health	244	319.57
11	Sports	489	455.95
Total		23155	23662.57



3.10 JAMMU & KASHMIR

Jammu & Kashmir has **10** Members of Parliament (**6** Lok Sabha and **4** Rajya Sabha). During the financial year 2014-15, **Rs. 35.00 crore** has been released. As reported by the District Authorities, an expenditure of **Rs. 40.32 crore** has been incurred during the year under reference.

During the year 2014-15, **1845** works have been recommended by the MPs, **1854** works (including works recommended during previous years) have been sanctioned by the District Authorities and **1467** works (including works sanctioned during previous years) have been completed.

As per the Work Monitoring System of MPLADS website, Maximum works have been sanctioned in Railways, Roads, Pathways and Bridges (37.97%) followed by Other Public Facilities (27.42%) and Sanitation and Public Health (17.48%) in the state till 31.03.2015.

The Constituency/MP wise details and Sector-wise Distribution of Works are available in tabular and graphical form in the attached tables.

PHYSICAL AND FINANCIAL STATUS FOR THE YEAR 2014-15 (Jammu & Kashmir)

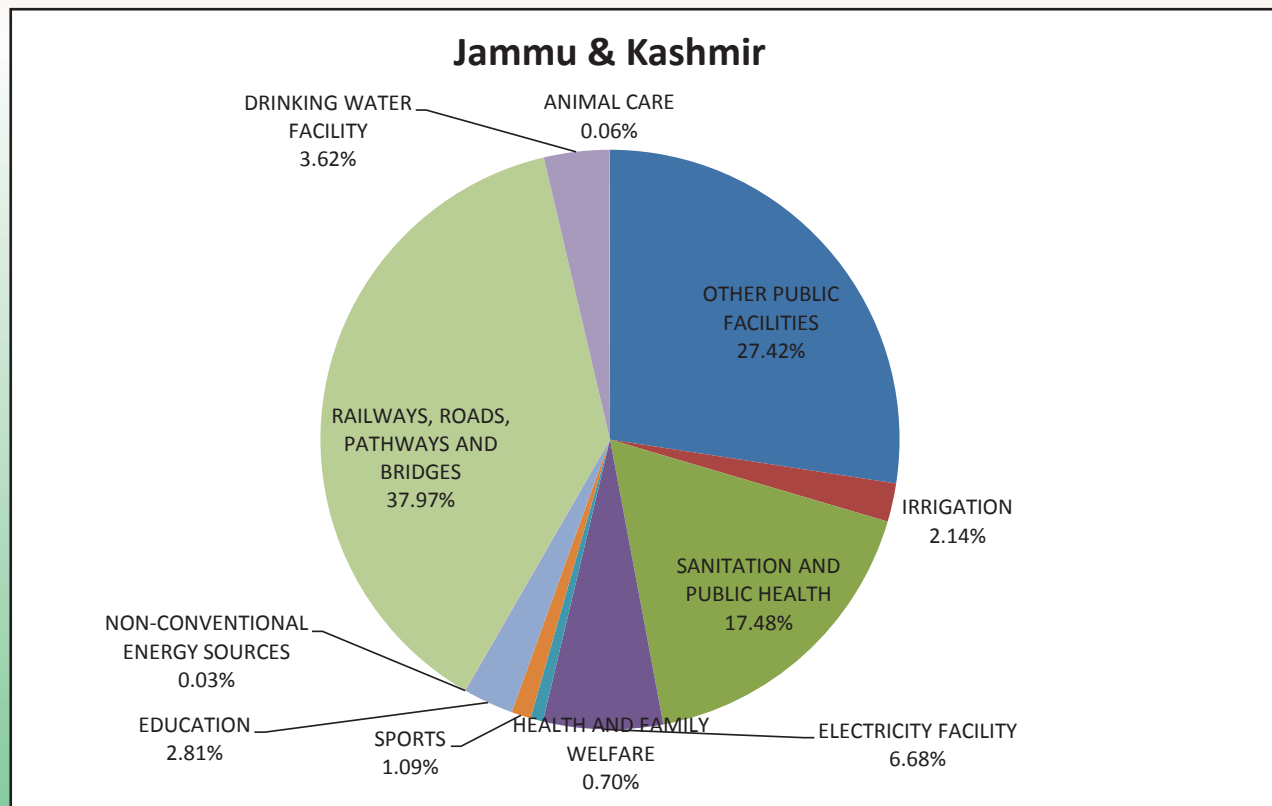
Sl.No.	Present Member of Parliament Constituency / Nodal District	Release + Interest (Rs. Crore)	Expenditure (Rs. Crore)	Number of works			Remarks (Fig.Upto)
				Recommended	Sanctioned	Completed	
15 th Lok Sabha							
1	Dr. Mirza Mehboob Beg Anantnag	2.58	2.73	2	0	106	Jan,2015
2	Shri Sharifuddin Shariq Baramullah	2.50	1.31	0	0	67	Mar,2015
3	Shri Madan Lal Sharma Jammu	0.12	3.60	7	7	58	Mar,2015
4	Shri Hassan Khan Ladakh	2.50	4.02	7	108	194	Feb,2015
5	Dr. Farooq Abdullah Srinagar	2.53	2.82	1	1	77	Mar,2015
6	Shri Chaudhary Lal Singh Udhampur	0.00	0.00	0	0	0	Feb,2014
15 th Lok Sabha Total		10.23	14.47	17	116	502	
16 th Lok Sabha							
1	Ms. Mehbooba Mufti Anantnag	2.50	0.85	150	81	25	Mar,2015
2	Shri Muzaffar Hussain Baig Baramullah	2.50	2.02	98	98	58	Mar,2015
3	Shri Jugal Kishore Jammu	2.52	0.00	24	24	0	Mar,2015
4	Shri Thupstan Chhewang Ladakh	2.50	0.00	0	0	0	26 Dec, 2014*
5	Shri Tariq Hameed Karra Srinagar	2.50	2.33	143	143	74	Mar,2015
6	Dr. Jitendra Singh Udhampur	2.50	0.15	71	16	1	Mar,2015
16 th Lok Sabha Total		15.02	5.36	486	362	158	
Lok Sabha Total		25.25	19.83	503	478	660	

*Date of release of installment of MPLADS Funds.

<i>Member of Rajya Sabha</i>							
1	Shri G.N. Ratanpuri Pulwama	2.64	5.99	244	341	231	Feb,2015
Rajya Sabha (Sitting) Sub Total		2.64	5.99	244	341	231	
Rajya Sabha (ex-Member) Sub Total		7.68	14.50	1098	1035	576	
Rajya Sabha Total		10.32	20.49	1342	1376	807	
State Total		35.57	40.32	1845	1854	1467	

Summary of Works of each Sector till 31.03.2015

State : Jammu & Kashmir			
S. No.	Sector	Total Number of Works Sanctioned by the District Authorities	Total Sanctioned Cost of Works (In Rs. lakh)
1	Animal Care	2	7.45
2	Drinking Water Facility	130	142.42
3	Education	101	291.17
4	Electricity Facility	240	551.81
5	Health and Family Welfare	25	132.52
6	Irrigation	77	139.00
7	Non-Conventional Energy Sources	1	9.70
8	Other Public Facilities	985	2328.58
9	Railways, Roads, Pathways and Bridges	1364	1662.35
10	Sanitation and Public Health	628	811.75
11	Sports	39	66.58
Total		3592	6143.33



3.11 JHARKHAND

Jharkhand has **20** Members of Parliament (**14** Lok Sabha and **6** Rajya Sabha). During the financial year, 2014-15, **Rs. 60.00 crore** has been released. As reported by the District Authorities, an expenditure of **Rs. 50.89 crore** has been incurred during the year under reference.

During the year 2014-15, **1815** works have been recommended by the MPs, **1272** works (including works recommended during previous years) have been sanctioned by the District Authorities and **1692** works (including works sanctioned during previous years) have been completed.

As per the Work Monitoring System of MPLADS website, Maximum works have been sanctioned in Railways, Roads, Pathways and Bridges (44.83%) followed by other Public Facilities (22.85%) and Drinking Water Facilities (13.92%) in the state till 31.03.2015.

The Constituency/MP wise details and Sector-wise Distribution of Works are available in tabular and graphical form in the attached tables.

PHYSICAL AND FINANCIAL STATUS FOR THE YEAR 2014-15 (Jharkhand)

Sl.No.	Present Member of Parliament Constituency / Nodal District	Release + Interest (Rs. Crore)	Expenditure (Rs. Crore)	Number of works			Remarks (Fig.Upto)
				Recommended	Sanctioned	Completed	
15 th Lok Sabha							
1	Shri Inder Singh Namdhari Chatra	0.00	0.00	0	0	0	Nov,2013
2	Shri Pashupati Nath Singh Dhanbad	0.23	2.80	192	147	310	Feb,2015
3	Shri Shibu Soren Dumka(ST)	2.45	3.61	0	0	291	Mar,2015
4	Shri Ravindra Kumar Pandey Giridih	2.45	0.64	6	0	36	Jun,2014
5	Shri Nishikant Dubey Godda	2.50	0.00	0	0	2	Nov,2014
6	Shri Yashwant Sinha Hazaribagh	0.22	2.00	54	83	47	Mar,2015
7	Dr. Ajay Kumar Jamshedpur	0.05	0.00	0	0	7	Mar,2014
8	Shri Karia Munda Khunti(ST)	0.00	0.00	0	0	0	Jan,2014
9	Shri Babulal Marandi Kodarma	2.50	0.00	0	0	0	Jan,2014
10	Shri Sudarshan Bhagat Lohardaga(ST)	0.00	2.14	0	0	14	Dec,2014
11	Shri Kameshwar Baitha Palamu(SC)	0.00	0.00	0	0	0	Oct,2013
12	Shri. Devidhan Besra Rajmahal(ST)	0.00	0.00	0	0	0	Feb,2014
13	Shri Subodh Kant Sahay Ranchi	0.00	3.95	34	34	141	Mar,2015
14	Shri Madhu Kora Singhbhum(ST)	0.00	0.00	0	0	0	Dec,2013
15 th Lok Sabha Total		10.40	15.13	286	264	848	
16 th Lok Sabha							
1	Shri Sunil Kumar Singh Chatra	2.50	0.00	0	0	0	02 Jan, 2015*
2	Shri Pashupati Nath Singh Dhanbad	5.00	1.42	180	137	29	Feb,2015

*Date of release of installment of MPLADS Funds.

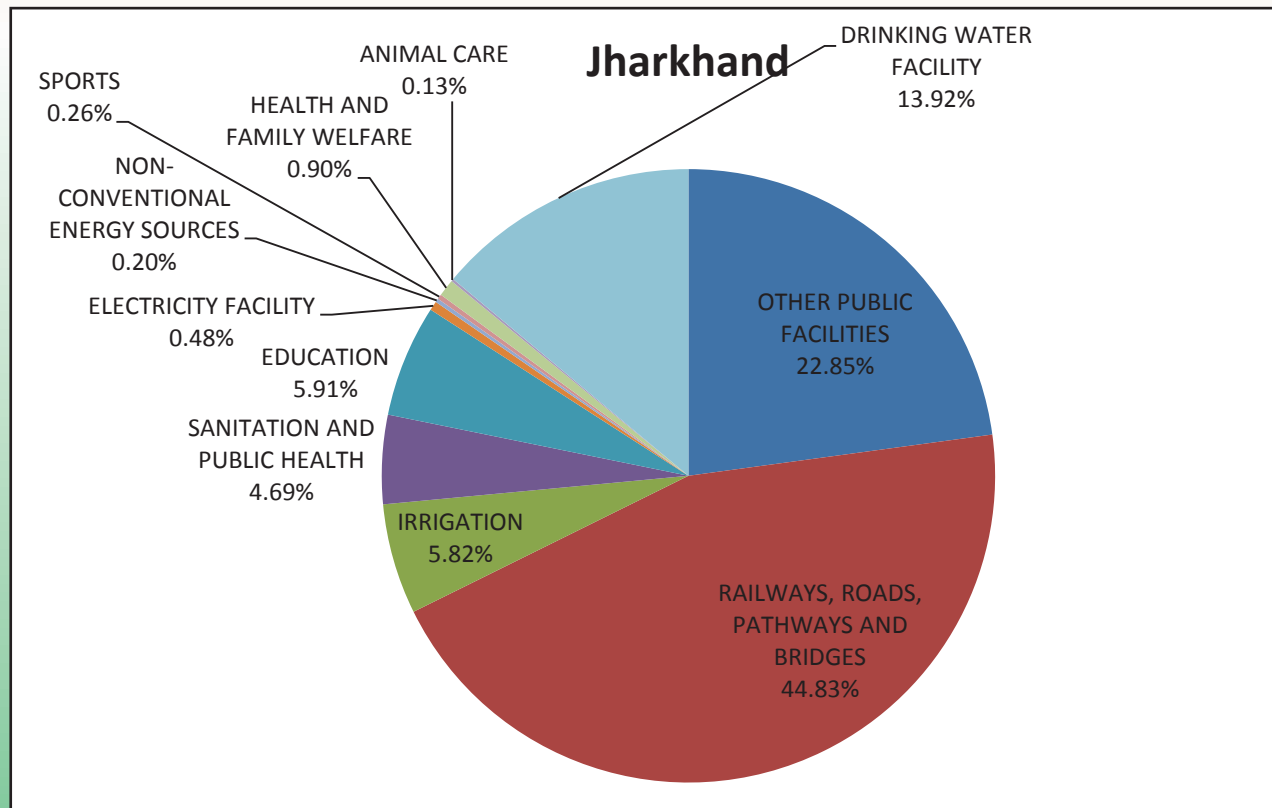
MPLADS Annual Report 2014-15

3	Shri Shibu Soren Dumka(ST)	2.52	1.76	53	53	0	Mar,2015
4	Dr. Ravindra Kumar Pandey Giridih	2.54	1.34	183	139	24	Mar,2015
5	Shri Nishikant Dubey Godda	2.50	0.00	0	0	0	02 Jan 2015*
6	Shri Jayant Sinha Hazaribagh	2.51	0.12	341	3	2	Mar,2015
7	Shri Bidyut Baran Mahato Jamshedpur	2.51	0.00	7	7	0	Mar,2015
8	Shri Karia Munda Khunti(ST)	2.50	0.00	0	0	0	02 Jan, 2015*
9	Shri Ravindra Kr. Ray Kodarma	2.50	0.00	0	0	0	02 Jan, 2015*
10	Shri Sudarshan Bhagat Lohardaga(ST)	2.50	1.78	14	14	4	Mar,2015
11	Shri Vishnu Dayal Ram Palamu(SC)	2.51	1.57	279	200	1	Mar,2015
12	Shri Vijay Kumar Hansdak	2.81	1.19	124	124	64	Mar,2015
13	Shri Ram Tahal Choudhary Ranchi	2.50	0.00	12	12	0	Mar,2015
14	Shri Laxman Giluwa Singhbhum(ST)	2.50	0.00	0	0	0	28 Oct, 2014*
16th Lok Sabha Total		37.89	9.18	1193	689	124	
Lok Sabha Total		48.29	24.31	1479	953	972	
Member of Rajya Sabha							
1	Shri Dhiraj Prasad Sahu Lohardaga	0.22	3.95	104	11	221	Jan,2015
2	Shri Parimal Nathwani Ranchi	5.00	7.98	41	41	110	Mar,2015
3	Dr Pradeep Kumar Balmuchu E.singhbhum (jamshedpur)	0.09	1.76	72	72	29	Mar,2015
4	Shri Prem Chand Gupta Ranchi	2.50	0.00	6	6	NA	Mar,2015
5	Shri Sanjiv Kumar Dhanbad	2.55	4.65	113	103	104	Mar,2015
Rajya Sabha (Sitting) Sub Total		10.35	18.34	336	233	464	
Rajya Sabha (ex-Member) Sub Total		2.58	8.24	0	86	256	
Rajya Sabha Total		12.93	26.58	336	319	720	
State Total		61.22	50.89	1815	1272	1692	

*Date of release of installment of MPLADS Funds.

Summary of Works of each Sector till 31.03.2015

State : Jharkhand			
S. No.	Sector	Total Number of Works Sanctioned by the District Authorities	Total Sanctioned Cost of Works (In Rs. lakh)
1	Animal Care	14	64.99
2	Drinking Water Facility	1467	1318.77
3	Education	623	2345.66
4	Electricity Facility	51	214.04
5	Health and Family Welfare	95	444.33
6	Irrigation	614	1267.18
7	Non-Conventional Energy Sources	21	54.33
8	Other Public Facilities	2409	6004.00
9	Railways, Roads, Pathways and Bridges	4726	13825.20
10	Sanitation and Public Health	494	871.46
11	Sports	27	168.58
Total		10541	26578.54



3.12 KARNATAKA

Karnataka has **40** Members of Parliament (**28** Lok Sabha and **12** Rajya Sabha). During the financial year 2014-15, **Rs. 180.00 crore** has been released. As reported by the District Authorities, an expenditure of **Rs. 147.96 crore** has been incurred during the said year.

During the year 2014-15, **3518** works have been recommended by the MPs, **3588** works (including works recommended during previous years) have been sanctioned by the District Authorities and **3682** works (including works sanctioned during previous years) have been completed.

As per the Work Monitoring System of MPLADS website, Maximum works have been sanctioned in Other Public Facilities (50.74%) followed by Railways, Roads, Pathways and Bridges (27.62%) and Education (8.53%) in the state till 31.03.2015.

The Constituency/MP wise details and Sector-wise Distribution of Works are available in tabular and graphical form in the attached tables.

PHYSICAL AND FINANCIAL STATUS FOR THE YEAR 2014-15 (Karnataka)

Sl.No.	Present Member of Parliament Constituency / Nodal District	Release + Interest (Rs. Crore)	Expenditure (Rs. Crore)	Number of works			Remarks (Fig.Upto)
				Recommended	Sanctioned	Completed	
15 th Lok Sabha							
1	Shri P.C. Gaddigoudar Bagalkot	2.60	2.76	0	0	228	Mar,2015
2	Shri P. C. Mohan Bangalore Central	2.63	2.83	7	7	38	Oct,2014
3	Shri D. B. Chandre Gowda Bangalore North	2.50	0.00	0	0	0	Mar,2014
4	Shri D.K. SURESH Bangalore Rural	0.05	3.03	38	38	0	Jul,2014
5	Shri Ananth Kumar Bangalore South	2.56	2.43	12	14	40	Dec,2014
6	Shri Suresh Chanabasappa Angadi Belgaum	2.58	5.32	185	193	106	Mar,2015
7	Smt. J. Shantha Bellary(ST)	2.78	5.14	68	68	68	Nov,2014
8	Shri N. Dharam Singh Bidar	0.00	0.10	0	0	14	Jun,2014
9	Shri Ramesh Chandappa Bijapur(SC)	2.69	2.45	406	404	215	Mar,2015
10	Shri Rangaswamy Dhruvanarayana Chamarajanagar(SC)	0.22	2.23	53	54	84	Mar,2015
11	Dr. M. Veerappa Moily Chikballapur	0.35	4.60	103	100	90	Dec,2014
12	Shri Ramesh Vishwanath Katti Chikkodi	2.54	3.31	34	60	4	Sep,2014
13	Shri Janardhana Swamy Chitradurga(SC)	2.56	3.94	0	71	166	Mar,2015
14	Shri Nalin Kumar Kateel Dakshina Kannada	0.34	2.75	67	79	195	Mar,2015
15	Shri G.M. Siddeswara Davanagere	2.66	4.02	100	108	89	Jan,2015
16	Shri Pralhad Venkatesh Joshi Dharwad	5.16	2.05	0	50	90	Dec,2014
17	Shri Mallikarjun Kharge Gulbarga(SC)	2.80	2.75	11	11	117	Mar,2015

MPLADS Annual Report 2014-15

18	Shri H.D. Deve Gowda Hassan	2.50	5.15	24	191	191	Mar,2015
19	Shri Udasi Shivkumar Haveri	3.06	5.54	8	149	131	Mar,2015
20	Shri K.H. Muniyappa Kolar(SC)	0.00	0.00	0	0	0	Dec,2013
21	Shri Shivarama Gouda Koppal	2.61	2.01	1	43	21	May,2014
22	Km. Ramya Divya Mandya	0.00	0.00	0	0	0	Dec,2013
23	Shri Adagooru H. Vishwanath Mysore	2.50	4.01	158	0	103	Jan,2015
24	Shri S. Pakkirappa Raichur(ST)	5.00	1.65	0	0	159	Nov,2014
25	Shri Raghavendra Yeddyurappa Shimoga	0.12	0.92	0	0	80	Dec,2014
26	Shri G. S. Basavaraj Tumkur	0.00	0.00	0	0	0	Dec,2013
27	Shri Jayaprakash Hegde Udupi Chikmagalur	0.07	4.22	2	55	274	Mar,2015
28	Shri Ananth kumar Hegde Uttara Kannada	2.50	2.09	0	35	58	Mar,2015
15th Lok Sabha Total		53.39	75.33	1277	1730	2561	
16th Lok Sabha							
1	Shri Gaddigoudar Parvtag. Bagalkot	2.67	0.14	19	19	1	Mar,2015
2	Shri P. C. Mohan Bangalore Central	2.50	0.00	0	0	0	03 Dec, 2014*
3	Shri D.V. Sadananda Gowda Bangalore North	2.50	0.00	44	44	3	Mar,2015
4	Shri D. K. Suresh Bangalore Rural	2.50	0.00	32	24	0	Mar,2015
5	Shri Ananth Kumar Bangalore South	2.50	0.00	18	0	0	Mar,2015
6	Shri Angadi Suresh Belgaum	2.50	0.00	0	0	0	10 Dec, 2014*
7	Shri B. Sreeramulu Bellary(ST)	2.50	0.00	0	0	0	18 Feb, 2015*
8	Shri Bhagwanth Khuba Bidar	2.50	0.00	0	0	0	07 Nov, 2014*

*Date of release of installment of MPLADS Funds.

9	Shri Ramesh Jigajinagi Bijapur(SC)	2.50	0.00	0	0	0	Mar,2015
10	Shri R. Dhruvanarayana Chamarajanagar(SC)	5.04	3.17	97	97	46	Mar,2015
11	Dr. M.Veerappa Moily Chikballapur	2.50	0.00	0	0	0	12 Mar, 2015*
12	Shri Prakash Babanna Hukkeri Chikkodi	2.50	2.08	35	33	10	Mar,2015
13	Shri B. N. Chandrappa Chitradurga(SC)	2.50	0.00	0	0	0	11 Dec, 2014*
14	Shri Nalin Kumar Kateel Dakshina Kannada	5.00	2.89	143	140	4	Feb,2015
15	Shri G. M. Siddeshwara Davanagere	2.50	0.00	0	0	0	28 Jul, 2014*
16	Shri Pralhad Joshi Dharwad	2.50	0.00	2	1	0	Dec,2014
17	Shri Mallikarjun Kharge Gulbarga(SC)	2.50	1.76	49	49	0	Mar,2015
18	Shri H. D. Devegowda Hassan	2.50	1.50	129	74	40	Mar,2015
19	Shri Udasi Shivakumar Haveri	2.50	0.00	97	12	0	Mar,2015
20	Dr. K. H. Muniyappa Kolar(SC)	0.00	0.00	0	0	0	-
21	Shri Karadi Sanganna Amarappa Koppal	2.52	2.38	210	174	10	Mar,2015
22	Shri C. S. Puttaraju Mandya	2.92	1.09	23	23	0	Mar,2015
23	Shri Prathap Simha Mysore	5.04	2.08	99	99	0	Mar,2015
24	Shri B. V. Nayak Raichur(ST)	2.50	1.34	54	54	0	Mar,2015
25	Shri B. S. Yeddyurappa Shimoga	2.50	0.00	0	0	0	07 Oct, 2014*
26	Shri Muddahanume Gowda S.P. Tumkur	2.50	0.00	0	0	0	08 Jan 2015*
27	Smt. Shobha Karandlaje Udupi Chikmagalur	2.71	0.30	182	43	0	Mar,2015
28	Shri Anant Kumar Hegde Uttara Kannada	2.50	0.75	195	170	0	Mar,2015
16th Lok Sabha Total		75.90	19.48	1428	1056	114	

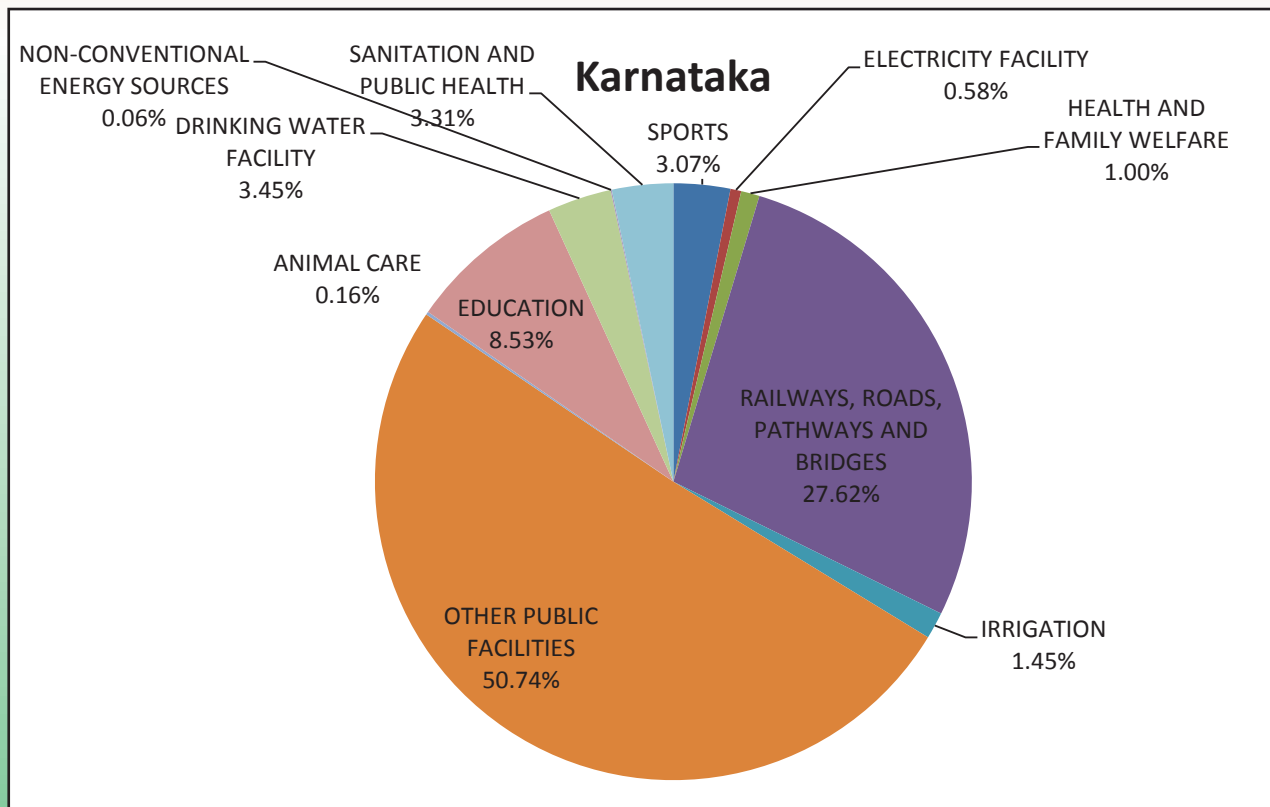
*Date of release of installment of MPLADS Funds.

Lok Sabha Total		129.29	94.81	2705	2786	2675	
Member of Rajya Sabha							
1	Shri Aayanar Manjunatha Shimoga	5.00	3.36	59	59	90	Feb,2015
2	Shri B.K Hariprasad Bangalore Urban	2.53	3.45	22	22	12	Mar,2015
3	Shri Basawaraj Patil Gulbarga	2.67	2.17	30	29	16	Oct,2014
4	Shri D. Kupendra Reddy Bangalore Urban	2.52	2.28	67	67	46	Feb,2015
5	Shri K. Rahman Khan Bangalore Urban	2.00	0.42	NA	NA	14	Nov,2014
6	Shri M. Venkaiah Naidu Bangalore Urban	5.04	5.35	99	99	75	May,2014
7	Shri M.V. Rajeev Gowda Bangalore Urban	2.50	0.00	NA	NA	NA	27 Nov, 2014*
8	Shri Oscar Fernandes Udupi	2.64	8.35	162	127	215	Mar,2015
9	Dr. Prabhakar Kore Belgaum	7.53	4.93	NA	22	70	Dec,2014
10	Shri Rajeev Chandrasekar Bangalore Urban	5.03	4.76	98	101	181	Feb,2015
11	Shri Rangasayee Ramakrishna Bangalore Urban	5.09	7.30	165	165	103	Mar,2015
12	Dr. Vijay Mallya Bangalore Urban	5.03	1.61	74	74	20	Feb,2015
Rajya Sabha (Sitting) Sub Total		47.59	43.99	776	765	842	
Rajya Sabha (ex-Member) Sub Total		7.62	9.16	37	37	165	
Rajya Sabha Total		55.21	53.15	813	802	1007	
State Total		184.5	147.96	3518	3588	3682	

*Date of release of installment of MPLADS Funds.

Summary of Works of each Sector till 31.03.2015

State : Karnataka			
S. No.	Sector	Total Number of Works Sanctioned by the District Authorities	Total Sanctioned Cost of Works (In Rs. lakh)
1	Animal Care	59	118.01
2	Drinking Water Facility	1242	2707.28
3	Education	3068	9505.91
4	Electricity Facility	210	343.60
5	Health and Family Welfare	361	1140.72
6	Irrigation	521	790.22
7	Non-Conventional Energy Sources	23	51.02
8	Other Public Facilities	18241	35943.20
9	Railways, Roads, Pathways and Bridges	9931	21469.80
10	Sanitation and Public Health	1191	1803.22
11	Sports	1104	1865.67
Total		35951	75738.65



3.13 KERALA

Kerala has **29** Members of Parliament (**20** Lok Sabha and **9** Rajya Sabha). During the financial year 2014-15, **Rs. 162.50 crore** has been released. As reported by the District Authorities, an expenditure of **Rs. 127.05 crore** has been incurred during the year under reference.

During the year 2014-15, **3471** works have been recommended by the MPs, **1774** works (including works recommended during previous years) have been sanctioned by the District Authorities and **2064** works (including works sanctioned during previous years) have been completed.

As per the Work Monitoring System of MPLADS website, Maximum works have been sanctioned in Railways, Roads, Pathways and Bridges (48.71%) followed by Education (21.65%) and Drinking Water Facilities (8.59%) in the state till 31.03.2015.

The Constituency/MP wise details and Sector-wise Distribution of Works are available in tabular and graphical form in the attached tables.

PHYSICAL AND FINANCIAL STATUS FOR THE YEAR 2014-15 (Kerala)

Sl.No.	Present Member of Parliament Constituency / Nodal District	Release + Interest (Rs. Crore)	Expenditure (Rs. Crore)	Number of works			Remarks (Fig.Upto)
				Recommended	Sanctioned	Completed	
15 th Lok Sabha							
1	Shri K. C. Venugopal Alappuzha	0.08	3.00	0	0	50	Mar,2015
2	Shri P. Kuttappan Biju Alathur(SC)	2.50	3.44	0	2	37	Mar,2015
3	Shri Anirudhan Sampath Attingal	0.45	2.33	77	3	31	Mar,2015
4	Shri K. P. Dhanapalan Chalakyudy	5.00	2.53	0	7	42	Mar,2015
5	Prof. K. Varkey Thomas Ernakulam	5.00	3.04	0	0	23	Mar,2015
6	Shri P. T. Thomas Idukki	2.54	2.84	0	18	69	Mar,2015
7	Shri Kumbakudi Sudhakaran Kannur	5.35	4.79	0	0	107	Mar,2015
8	Shri P. Karunakaran Kasaragod	3.14	4.59	0	0	102	Mar,2015
9	Shri N. Peethambara Kurup Kollam	5.02	4.62	0	35	73	Mar,2015
10	Shri Jose K. Mani Kottayam	2.68	4.06	0	0	116	Mar,2015
11	Shri M. K. Raghavan Kozhikode	5.13	3.66	0	0	112	Feb,2015
12	Shri E. Ahamed Malappuram	5.58	5.17	9	12	126	Mar,2015
13	Shri Suresh Kodikkunnil Mavelikkara(SC)	2.52	4.06	0	2	88	Mar,2015
14	Shri M. B. Rajesh Palakkad	2.71	2.00	4	0	23	Mar,2015
15	Shri Anto Antony Pathanamthitta	5.46	5.45	222	147	147	Mar,2015
16	Shri E. T. Mohammed Basheer Ponnani	5.62	4.47	0	2	87	Mar,2015
17	Dr. Sashi Tharoor Thiruvananthapuram	2.50	3.30	0	0	67	Mar,2015
18	Shri P. C. Chacko Thrissur	3.02	2.61	13	2	38	Mar,2015

MPLADS Annual Report 2014-15

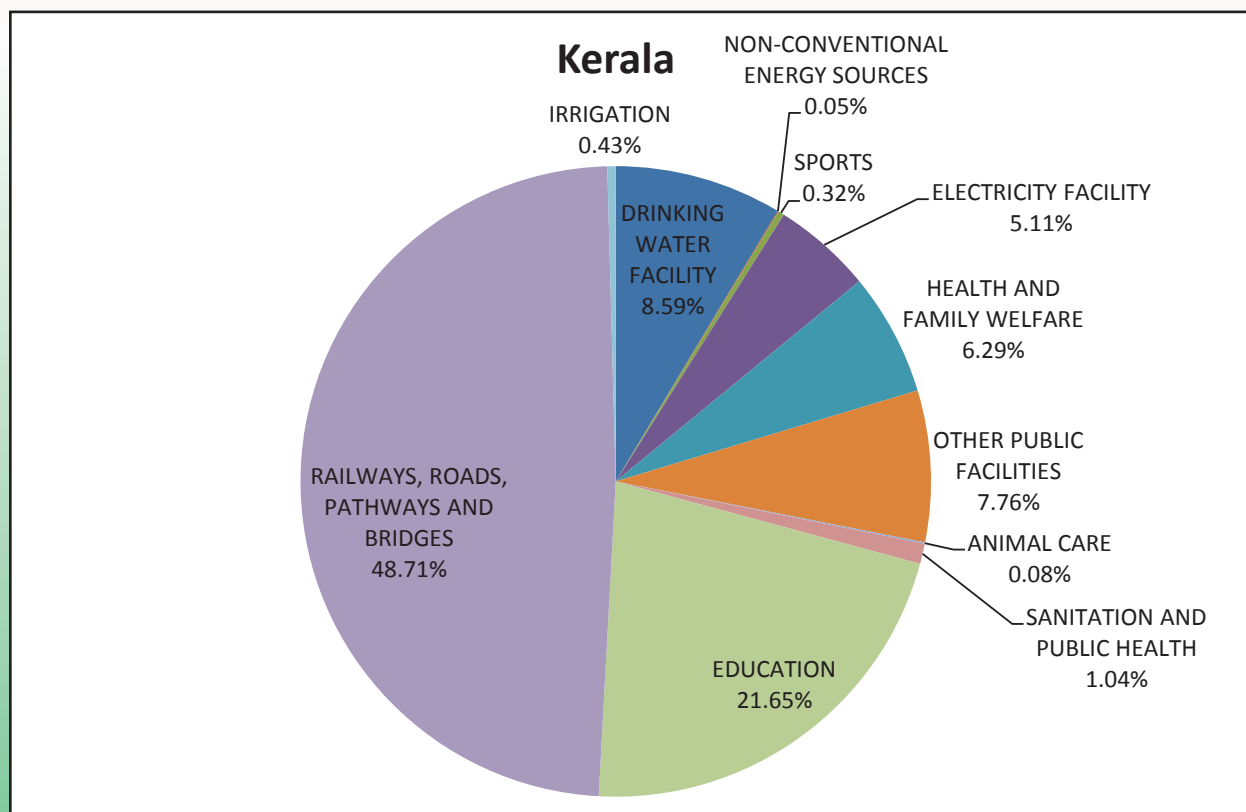
19	Shri Mullappally Ramachandran Vadakara	5.19	3.84	20	0	88	Feb,2015
20	Shri M. I. Shanavas Wayanad	0.20	2.03	86	0	35	Oct,2014
15th Lok Sabha Total		69.68	71.83	431	230	1461	
16th Lok Sabha							
1	Shri K. C. Venugopal Alappuzha	2.50	0.39	89	48	1	Mar,2015
2	Shri P. K. Biju Alathur(SC)	2.50	0.09	83	20	0	Mar,2015
3	Dr. A. Sampath Attingal	5.03	1.14	94	59	7	Mar,2015
4	Shri Innocent Chalakudy	2.50	0.69	53	25	8	Mar,2015
5	Prof. Kuruppasseray varkey Thomas Ernakulam	5.00	2.53	75	20	0	Mar,2015
6	Adv. Joice George Idukki	5.00	1.09	136	61	10	Mar,2015
7	Smt. P. K. Sreemathi Teacher Kannur	2.50	0.00	157	42	0	Mar,2015
8	Shri P. Karunakaran Kasaragod	5.00	0.23	158	76	0	Mar,2015
9	Shri N. K. Premachandran Kollam	2.50	0.78	190	81	12	Mar,2015
10	Shri Jose K. Mani Kottayam	2.51	0.01	97	29	0	Mar,2015
11	Shri M. K. Raghavan Kozhikode	2.50	0.13	142	116	6	Mar,2015
12	Shri E. Ahamed Malappuram	2.50	0.15	181	64	7	Mar,2015
13	Shri Kodikunnil Suresh Mavelikkara(SC)	2.50	0.00	239	14	0	Mar,2015
14	Shri M. B. Rajesh Palakkad	2.50	0.75	21	14	2	Mar,2015
15	Shri Anto Antony Pathanamthitta	0.00	0.00	211	156	5	Mar,2015
16	Shri E. T. Mohammed Basheer Ponnani	2.50	0.00	115	23	0	Mar,2015
17	Dr. Shashi Tharoor Thiruvananthapuram	2.50	0.36	157	36	5	Mar,2015

18	Shri C. N. Jayadevan Thrissur	5.02	0.18	105	76	0	Mar,2015
19	Shri Mullappally Ramachandran Vadakara	2.50	0.22	169	125	6	Mar,2015
20	Shri M. I. Shanavas Wayanad	2.50	0.00	0	0	0	22 Oct, 2014*
16th Lok Sabha Total		60.06	8.74	2472	1085	69	
Lok Sabha Total		129.74	80.57	2903	1315	1530	
Member of Rajya Sabha							
1	Shri A.K. Antony Alappuzha	2.62	4.34	21	17	17	Mar,2015
2	Shri C.P. Narayanan Thiruvananthapuram	3.13	4.29	75	43	40	Mar,2015
3	Shri Joy Abraham Kottayam	0.65	3.45	37	65	69	Mar,2015
4	Shri K.N. Balagopal Kollam	2.60	3.73	58	30	40	Mar,2015
5	Prof. P.J. Kurian Pathanamthitta	5.00	5.45	113	88	95	Mar,2015
6	Dr. T.N Seema Thiruvananthapuram	7.55	6.43	60	46	71	Mar,2015
7	Shri Vayalar Ravi Alappuzha	5.28	5.52	70	72	79	Mar,2015
Rajya Sabha (Sitting) Sub Total		26.82	33.20	434	361	411	
Rajya Sabha (ex-Member) Sub Total		14.50	13.28	134	98	123	
Rajya Sabha Total		41.32	46.48	568	459	534	
State Total		171.06	127.05	3471	1774	2064	

*Date of release of installment of MPLADS Funds.

Summary of Works of each Sector till 31.03.2015

State : Kerala			
S. No.	Sector	Total Number of Works Sanctioned by the District Authorities	Total Sanctioned Cost of Works (In Rs. lakh)
1	Animal Care	21	94.01
2	Drinking Water Facility	2397	7089.91
3	Education	6046	24812.90
4	Electricity Facility	1426	3418.28
5	Health and Family Welfare	1755	11337.40
6	Irrigation	120	447.53
7	Non-Conventional Energy Sources	13	91.29
8	Other Public Facilities	2166	11336.70
9	Railways, Roads, Pathways and Bridges	13600	53215.80
10	Sanitation and Public Health	290	1350.55
11	Sports	88	565.35
Total		27922	113759.72



3.14 MADHYA PRADESH

Madhya Pradesh has **40** Members of Parliament (**29** Lok Sabha and **11** Rajya Sabha). During the financial year 2014-15, **Rs. 165.00 crore** has been released. As reported by the District Authorities, an expenditure of **Rs. 104.26 crore** has been incurred during the year under reference.

During the year 2014-15, **4607** works have been recommended by the MPs, **3609** works (including works recommended during previous years) have been sanctioned by the District Authorities and **5604** works (including works sanctioned during previous years) have been completed.

As per the Work Monitoring System of MPLADS website, Maximum works have been sanctioned in Railways, Roads, Pathways and Bridges (46.88%) followed by Drinking Water Facility (20.43%) and Other Public Facilities (18.65%) in the state till 31.03.2015.

The Constituency/MP wise details and Sector-wise Distribution of Works are available in tabular and graphical form in the attached tables.

PHYSICAL AND FINANCIAL STATUS FOR THE YEAR 2014-15 (Madhya Pradesh)

Sl.No.	Present Member of Parliament Constituency / Nodal District	Release + Interest (Rs. Crore)	Expenditure (Rs. Crore)	Number of works			Remarks (Fig.Upto)
				Recommended	Sanctioned	Completed	
15 th Lok Sabha							
1	Shri K. D. Deshmukh Balaghat	2.50	2.48	176	102	49	Mar,2015
2	Smt. Jyoti Dhurve Betul(ST)	2.87	1.83	0	14	149	Jan,2015
3	Shri Ashok Argal Bhind(SC)	3.11	3.06	95	0	115	Jan,2015
4	Shri Kailash Joshi Bhopal	5.20	3.63	136	136	69	Feb,2015
5	Shri Kamal Nath Chhindwara	2.88	4.14	0	31	246	Mar,2015
6	Shri Shivraj Singh Lodhi Damoh	0.25	1.80	10	10	220	Mar,2015
7	Shri. Sajjan Singh Verma Dewas(SC)	0.03	2.69	163	181	280	Jun,2014
8	Shri Gajendra Singh Rajukhedi Dhar(ST)	0.00	1.53	205	208	150	Feb,2015
9	Shri Jyotiraditya Madhavrao Guna	0.00	0.00	0	0	0	Mar,2014
10	Smt. Yashodhara Raje Scindia Gwalior	0.24	1.06	0	0	15	Sep,2014
11	Shri Uday Pratap Singh Hoshangabad	2.57	4.88	840	643	710	Feb,2014
12	Smt. Sumitra Mahajan Indore	0.52	3.41	16	25	136	Mar,2015
13	Shri Rakesh Singh Jabalpur	0.00	0.00	0	0	0	Jan,2014
14	Shri Jeetendra Singh Bundela Khajuraho	2.47	2.01	7	7	109	Aug,2014
15	Shri Arun Subhashchandra Yadav Khandwa	2.50	0.15	0	0	140	Feb,2015
16	Shri Makhan Singh Solanki Khargone(ST)	2.62	0.72	0	26	90	Mar,2015
17	Shri Basori Singh Masram Mandla(ST)	0.00	0.00	0	0	0	Jan,2014

18	Km. Meenakshi Natrajan Mandsour	0.06	1.77	149	149	300	Mar,2015
19	Shri Narendra Singh Tomar Morena	2.50	1.43	0	0	179	Jan,2015
20	Shri Narayan Singh Amlabe Rajgarh	0.08	2.54	26	23	195	Mar,2015
21	Shri Kantilal Bhuria Ratlam(ST)	0.11	5.20	0	52	135	Mar,2015
22	Shri Deoraj Singh Patel Rewa	0.00	0.61	0	9	154	Mar,2015
23	Shri Bhoopendra Singh Sagar	0.33	0.92	0	6	228	Mar,2015
24	Shri Ganesh Singh Satna	0.00	0.72	0	0	153	Mar,2015
25	Smt. Rajesh Nandini Singh Shahdol (ST)	0.52	1.73	0	7	86	Mar,2015
26	Shri Govind Prasad Mishra Sidhi	4.62	5.62	40	77	131	Mar,2015
27	Shri Virendra Kumar Tikamgarh(SC)	2.50	0.50	0	25	222	Aug,2014
28	Shri Premchand Guddu Ujjain(SC)	0.00	0.00	0	0	25	Aug,2014
29	Smt. Sushma Swaraj Vidisha	0.00	0.81	1	0	380	Mar,2015
15th Lok Sabha Total		38.47	55.25	1864	1731	4666	
16th Lok Sabha							
1	Shri Bodhsingh Bhagat Balaghat	2.50	0.00	0	0	0	27 Oct, 2014*
2	Smt. Jyoti Dhurve Betul(ST)	2.50	0.59	44	44	0	Mar,2015
3	Dr. Bhagirath Prasad Bhind(SC)	2.50	0.00	0	0	0	22 Oct, 2014*
4	Shri Alok Sanjar Bhopal	2.50	0.15	70	11	2	Mar,2015
5	Shri Kamal Nath Chhindwara	5.00	2.08	491	206	30	Mar,2015
6	Shri Prahalad Singh Patel Damoh	5.03	2.29	37	31	0	Mar,2015
7	Shri Manohar Untwal Dewas(SC)	2.50	0.00	28	21	0	Dec,2014

*Date of release of installment of MPLADS Funds.

MPLADS Annual Report 2014-15

8	Smt. Savitri Thakur Dhar(ST)	5.28	1.61	95	85	25	Feb,2015
9	Shri Jyotiraditya M Scindia Guna	5.00	1.10	132	75	18	Mar,2015
10	Shri Narendra Singh Tomar Gwalior	2.54	0.00	2	0	0	Mar,2015
11	Shri Uday Pratap Singh Hoshangabad	2.50	0.00	0	0	0	05 Nov, 2014*
12	Smt. Sumitra Mahajan (Tai) Indore	5.00	0.56	126	70	1	Feb,2015
13	Shri Rakesh Singh Jabalpur	2.50	0.00	0	0	0	Mar,2015
14	Shri Nagendra Singh Khajuraho	2.50	0.00	45	2	0	Mar,2015
15	Shri Nandkumar Singh Chouhan Khandwa	2.50	0.00	0	0	0	12 Jan, 2015*
16	Shri Subhash Patel Khargone(ST)	2.50	2.04	233	195	0	Mar,2015
17	Shri Faggan Singh Kulaste Mandla(ST)	2.53	1.09	119	59	5	Mar,2015
18	Shri Sudhir Gupta Mandsour	2.50	0.00	148	148	0	Mar,2015
19	Shri Anoop Mishra Morena	2.50	0.16	18	4	0	Mar,2015
20	Shri Rodmal Nagar Rajgarh	2.50	0.00	0	0	0	23 Sep, 2014*
21	Shri Kantilal Bhuria Ratlam(ST)	2.50	0.00	1	0	0	Mar,2015
22	Shri Janardan Mishra Rewa	2.50	1.92	98	94	1	Mar,2015
23	Smt. Laxmi Narayan Yadav Sagar	5.00	2.05	73	61	28	Mar,2015
24	Shri Ganesh Singh Satna	2.50	0.43	25	11	4	Mar,2015
25	Shri Dalpat Singh Paraste Shahdol (ST)	2.99	0.20	51	0	0	Mar,2015
26	Smt. Riti Pathak Sidhi	2.52	0.04	13	2	0	Mar,2015
27	Dr. Virendra Kumar Tikamgarh(SC)	2.50	0.00	0	0	0	12 Nov, 2014*

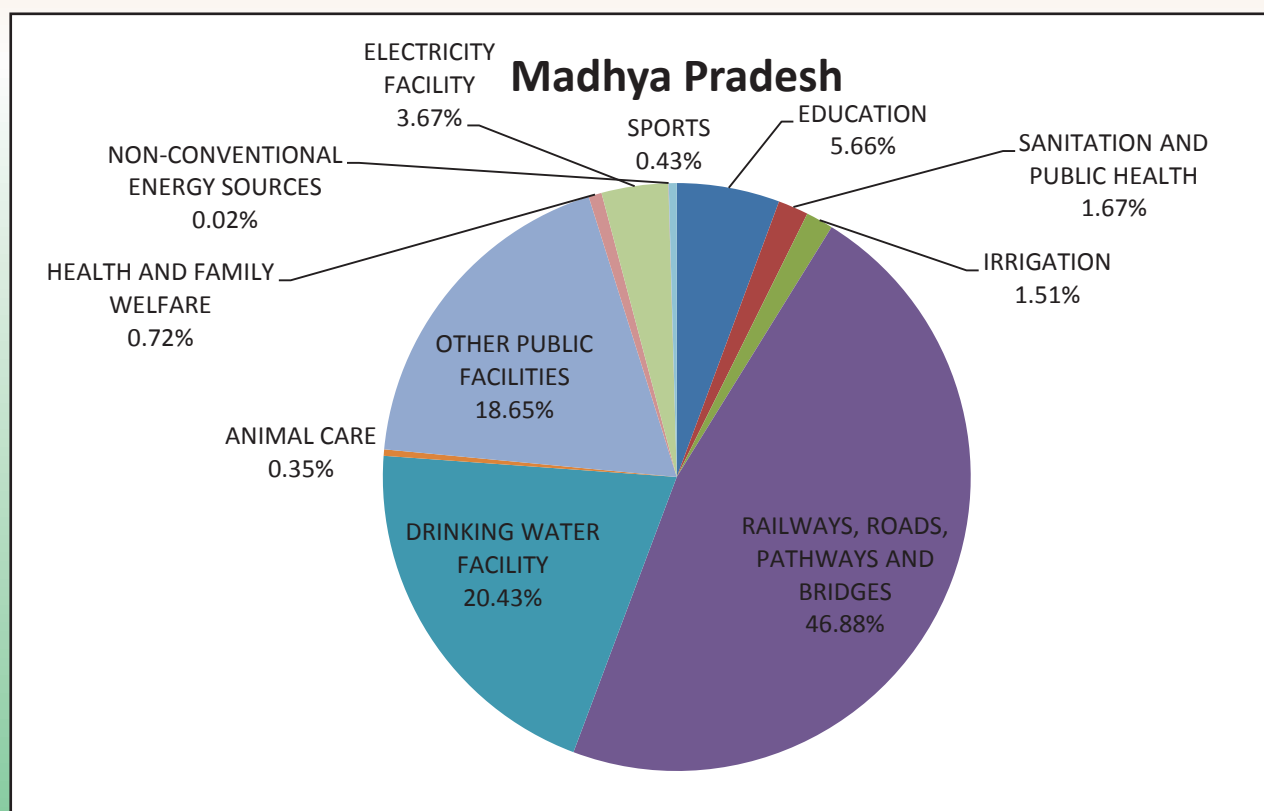
*Date of release of installment of MPLADS Funds.

28	Prof. Chintamani Malviya Ujjain(SC)	5.00	2.00	125	85	26	Mar,2015
29	Smt. Sushma Swaraj Vidisha	5.02	1.54	35	28	0	Feb,2015
16th Lok Sabha Total		93.41	19.86	2009	1232	140	
Lok Sabha Total		131.88	75.11	3873	2963	4806	
Member of Rajya Sabha							
1	Shri Anil Madhav Dave Bhopal	0.00	0.00	NA	NA	NA	Dec,2012
2	Dr. Chandan Mitra Bhopal	5.22	4.69	56	50	64	Mar,2015
3	Shri Digvijay Singh Guna	2.50	1.24	129	82	7	Mar,2015
4	Shri Meghraj Jain Aagar Malwa	2.50	1.33	25	19	NA	Mar,2015
5	Dr Najjma A. Heptulla Bhopal	3.16	2.74	66	43	36	Feb,2015
6	Shri Prabhat Jha Gwalior	5.48	3.79	70	57	119	Mar,2015
7	Shri Prakash Javadekar Chhindwara	2.50	0.00	NA	NA	NA	10 Dec, 2014*
8	Shri Satyanarayan Jatiya Ujjain	2.50	1.90	68	23	NA	Mar,2015
9	Shri Satyavrat Chaturvedi Chhatarpur	2.53	1.69	16	2	20	Aug,2014
10	Shri Thawar Chand Ujjain	5.12	1.80	62	34	182	Oct,2014
11	Dr. Vijaylaxmi Sadho Khargaon(west-nirmar)	5.10	3.01	113	112	133	Nov,2014
Rajya Sabha (Sitting) Sub Total		36.60	22.19	605	422	561	
Rajya Sabha (ex-Member) Sub Total		5.23	6.96	129	224	237	
Rajya Sabha Total		41.83	29.15	734	646	798	
State Total		173.71	104.26	4607	3609	5604	

*Date of release of installment of MPLADS Funds.

Summary of Works of each Sector till 31.03.2015

State : Madhya Pradesh			
S. No.	Sector	Total Number of Works Sanctioned by the District Authorities	Total Sanctioned Cost of Works (In Rs. lakh)
1	Animal Care	136	228.48
2	Drinking Water Facility	7940	7127.26
3	Education	2199	4229.49
4	Electricity Facility	1425	1574.05
5	Health and Family Welfare	281	935.89
6	Irrigation	585	2321.58
7	Non-Conventional Energy Sources	9	25.65
8	Other Public Facilities	7248	11209.90
9	Railways, Roads, Pathways and Bridges	18219	29678.80
10	Sanitation and Public Health	648	775.73
11	Sports	169	532.17
Total		38859	58638.97



3.15 MAHARASHTRA

Maharashtra has **67** Members of Parliament (**48** Lok Sabha and **19** Rajya Sabha). During the financial year 2014-15, **Rs. 362.50 crore** has been released. As reported by the District Authorities, an expenditure of **Rs. 293.58 crore** has been incurred during the year under reference.

During the year 2014-15, **6098** works have been recommended by the MPs, **3954** works (including works recommended during previous years) have been sanctioned by the District Authorities and **5684** works (including works sanctioned during previous years) have been completed.

As per the Work Monitoring System of MPLADS website, Maximum works have been sanctioned in Railways, Roads, Pathways and Bridges (39.92%) followed by other Public Facilities (23.34%) and Drinking Water Facilities (10.45%) in the state till 31.03.2015.

The Constituency/MP wise details and Sector-wise Distribution of Works are available in tabular and graphical form in the attached tables.

PHYSICAL AND FINANCIAL STATUS FOR THE YEAR 2014-15 (Maharashtra)

Sl.No.	Present Member of Parliament Constituency / Nodal District	Release + Interest (Rs. Crore)	Expenditure (Rs. Crore)	Number of works			Remarks (Fig.Upto)
				Recommended	Sanctioned	Completed	
15th Lok Sabha							
1	Shri Dilipkumar Mansukhlal Gandhi Ahmednagar	2.93	6.08	32	18	22	Feb,2015
2	Shri Sanjay Shamrao Dhotre Akola	2.63	2.62	0	0	59	Mar,2015
3	Shri Anandrao Vithoba Adsul Amravati(SC)	2.91	1.65	0	26	64	Apr,2014
4	Shri Chandrakant Bhaurao Khaire Aurangabad	2.89	4.08	3	14	36	Mar,2015
5	Smt. Supriya Sadanand Sule Baramati	7.55	4.73	0	5	168	Mar,2015
6	Shri Gopinath Pandurang Munde Beed	6.56	7.64	76	95	147	Dec,2014
7	Shri Praful Patel Bhandara-gondiya	5.21	0.36	81	1	38	Aug,2014
8	Shri Suresh Kashinath Taware Bhiwandi	5.31	5.18	0	0	118	Mar,2015
9	Shri Prataprao Ganpatrao Jadhav Buldhana	7.69	9.31	29	31	120	Feb,2015
10	Shri Hansraj Gangaram Ahir Chandrapur	0.40	5.85	128	153	348	Mar,2015
11	Shri Pratap Narayanrao Sonawane Dhule	5.01	1.79	0	2	22	Oct,2014
12	Shri Harishchandra Deoram Dindori(ST)	2.50	2.77	0	0	75	Mar,2015
13	Shri Marotrao Sainuji Kowase Gadchiroli-chimur(ST)	2.52	2.54	4	3	124	Mar,2015
14	Shri Raju Alias Devappa Anna Hatkanangle	2.62	4.00	416	0	61	Mar,2015
15	Shri Subhash Bapurao Wankhede Hingoli	1.31	5.84	195	161	135	Mar,2015
16	Shri A. T. Nana Patil Jalgaon	0.00	6.48	0	0	138	Mar,2015
17	Shri Raosaheb Danve Patil Jalna	10.26	9.05	5	51	183	Nov,2014

18	Shri Anand Prakash Paranjpe Kalyan	5.07	3.84	0	0	45	Mar,2015
19	Shri Sadashiv Rao Dadoba Kolhapur	2.55	3.27	0	1	37	Mar,2015
20	Shri Jaywant Gangaram Awale Latur(SC)	2.51	2.32	0	3	75	Jan,2015
21	Shri Sharad Chandra Govindrao Madha	2.69	3.17	0	5	44	Mar,2015
22	Shri Gajanan Dharmshi Babar Maval	0.33	2.04	3	3	26	Mar,2015
23	Shri Sanjay Nirupam Mumbai North	5.33	6.67	4	5	78	Mar,2015
24	Shri Sanjay Dina Patil Mumbai North East	5.32	3.46	17	43	41	Mar,2015
25	Shri Gurudas Vasant Kamat Mumbai North West	2.87	3.83	8	16	55	Mar,2015
26	Smt. Priya Sunil Dutt Mumbai North-central	5.78	6.47	42	40	83	Mar,2015
27	Shri Milind Murli Deora Mumbai South	2.50	0.47	0	0	35	Dec,2014
28	Shri Eknath Mahadeo Gaikwad Mumbai South Central	5.00	0.00	0	0	54	Dec,2014
29	Shri Vilas Baburao Muttemwar Nagpur	5.15	4.33	0	0	94	Mar,2015
30	Shri Bhaskarrao Bapurao Nanded	0.39	3.90	76	112	163	Mar,2015
31	Shri Manikrao Hodlya Gavit Nandurbar(ST)	0.00	0.00	0	0	0	Sep,2013
32	Shri Sameer Magan Bhujbal Nashik	7.50	4.10	0	8	63	Mar,2015
33	Dr. Padamsinha Bajirao Patil Osmanabad	2.52	2.64	0	0	94	Dec,2014
34	Shri Baliram Sukur Jadhav Palghar(ST)	2.58	3.97	2	2	108	Mar,2015
35	Shri Ganeshrao Nagorao Parbhani	2.55	3.33	2	6	73	Mar,2015
36	Shri Suresh Kalmadi Pune	5.01	4.16	13	1	26	Mar,2015
37	Shri Anant Gangaram Geete Raigad	2.83	6.79	105	42	145	Mar,2015
38	Shri Mukul Balkrishna Wasnik Ramtek(SC)	5.11	6.52	0	1	163	Mar,2015

MPLADS Annual Report 2014-15

39	Dr. Nilesh Narayan Rane Ratnagiri-sindhudurg	5.04	2.81	0	0	24	Nov,2014
40	Shri Haribhau Madhav Jawale Raver	0.27	7.27	0	90	128	Mar,2015
41	Shri Pratik Prakashbapu Patil Sangli	0.04	1.54	0	1	25	Jan,2015
42	Shri Udayanraje Pratapsingh Satara	5.41	3.93	0	0	126	Mar,2015
43	Shri Bhausaheb Rajaram Shirdi(SC)	2.89	5.69	152	314	448	Feb,2015
44	Shri Shivaji Adhalrao Patil Shirur	2.61	2.33	109	0	50	Mar,2015
45	Shri Sushil Kumar Sambhajirao Solapur(SC)	5.30	2.34	0	11	81	Mar,2015
46	Dr. Sanjeev Ganesh Naik Thane	7.59	4.31	1	1	11	Mar,2015
47	Shri Datta Raghobaji Meghe Wardha	0.00	0.67	11	14	45	Mar,2015
48	Smt. Bhavana Gawali (Patil) Yavatmal-washim	5.27	5.69	15	115	173	Oct,2014
15th Lok Sabha Total		176.30	191.78	1529	1394	4471	
16th Lok Sabha							
1	Shri Dilipkumar Mansukhlal Gandhi Ahmednagar	5.00	2.48	188	79	11	Feb,2015
2	Shri Sanjay Shamrao Dhotre Akola	2.51	1.90	120	78	6	Mar,2015
3	Shri Anandrao Vithoba Adsul Amravati(SC)	2.50	0.00	0	0	0	11 Dec, 2014*
4	Shri Chandrakant Bhaurao Khaire Aurangabad	2.50	1.42	59	44	0	Mar,2015
5	Smt. Supriya Sule Baramati	2.50	0.25	86	22	0	Mar,2015
6	Dr. Pritam Gopinath Munde Beed	2.50	0.00	0	0	0	03 Feb, 2015*
7	Shri Nanabhau Falgunrao Patole Bhandara-gondiya	2.50	0.00	0	0	0	17 Dec, 2014*
8	Shri Kapil Moreshwar Patil Bhiwandi	2.50	0.00	0	0	0	21 Oct, 2014*
9	Shri Prataprao Ganpatrao Jadhav Buldhana	2.50	0.00	0	0	0	11 Dec, 2014*

*Date of release of installment of MPLADS Funds.

10	Shri Hansraj Gangaram Ahir Chandrapur	2.53	0.22	95	15	2	Mar,2015
11	Dr. Subhash Ramrao Bhamre Dhule	2.50	0.00	0	0	0	03 Mar, 2015*
12	Shri Harishchandra Deoram Dindori(ST)	2.50	0.00	130	65	0	Mar,2015
13	Shri Ashok Mahadeorao Nete Gadchiroli-chimur(ST)	2.51	0.60	539	106	0	Mar,2015
14	Shri Raju Shetty Hatkanangle	2.50	0.00	0	0	0	27 Oct, 2014*
15	Shri Rajeev Shankarrao Satav Hingoli	2.50	0.00	0	0	0	02 Jan, 2015*
16	Shri A. T. Nana Patil Jalgaon	2.50	0.29	75	65	7	Mar,2015
17	Shri Raosaheb Dadarao Danve Jalna	2.50	0.00	0	0	0	25 Nov, 2014*
18	Dr. Shrikant Eknath Shinde Kalyan	2.50	0.00	0	0	0	21 Oct, 2014*
19	Shri Dhananjay Bhimrao Mahadik Kolhapur	2.50	0.00	177	26	0	Mar,2015
20	Dr. Sunil Baliram Gaikwad Latur(SC)	2.50	0.00	95	15	0	Mar,2015
21	Shri Vijaysinh Shankarrao Mohite Madha	2.50	1.01	357	283	0	Mar,2015
22	Shri Appa Alias Shrirang Chandu Maval	5.00	1.37	131	88	51	Mar,2015
23	Shri Gopal Chinayya Shetty Mumbai North	2.56	0.22	47	43	3	Mar,2015
24	Dr. Kirit Somaiya Mumbai North East	2.56	0.00	54	51	0	Mar,2015
25	Shri Gajanan Chandrakant Kirtikar Mumbai North West	2.56	0.49	65	55	1	Mar,2015
26	Smt. Poonam Mahajan Alias Mumbai North-central	2.56	0.47	56	38	6	Mar,2015
27	Shri Arvind Sawant Mumbai South	2.50	0.00	12	12	0	Dec,2014
28	Shri Rahul Ramesh Shewale Mumbai South Central	2.52	0.19	79	77	2	Mar,2015
29	Shri Nitin Jairam Gadkari Nagpur	5.02	1.46	19	15	6	Mar,2015

*Date of release of installment of MPLADS Funds.

MPLADS Annual Report 2014-15

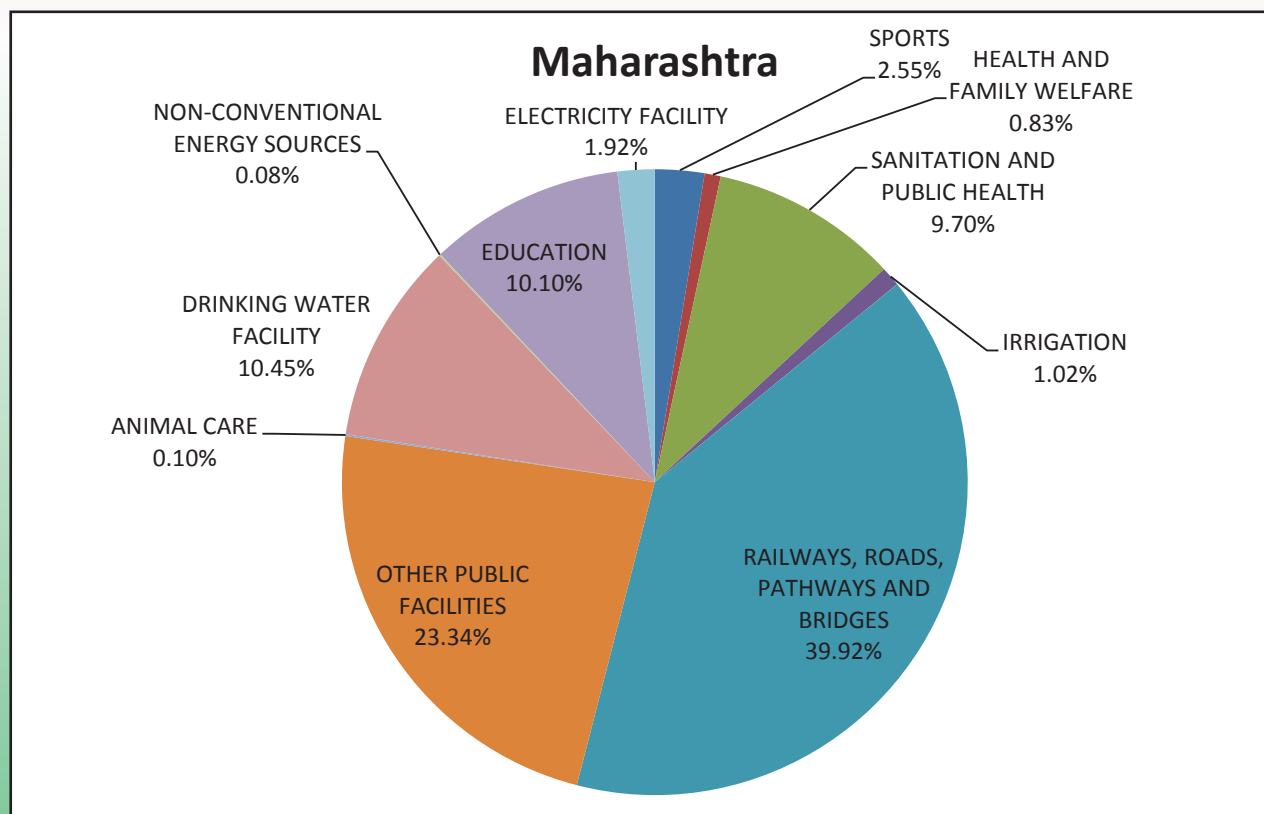
30	Shri Ashok Shankarrao Chavan Nanded	2.50	0.95	50	44	2	Mar,2015
31	Dr. Heena Vijaykumar Gavit Nandurbar(ST)	2.50	0.00	0	0	0	30 Jan, 2015*
32	Shri Hemant Tukaram Godse Nashik	2.56	1.16	98	72	6	Mar,2015
33	Prof Ravindra Vishwanath Gaikwad Osmanabad	2.50	0.00	23	0	0	Mar,2015
34	Adv. Chintaman Navasha Wanga Palghar(ST)	2.50	0.00	0	0	0	10 Dec, 2014*
35	Shri Sanjay (Bandu) Haribhau Parbhani	2.50	0.00	0	0	0	10 Dec, 2014*
36	Shri Anil Shirole Pune	2.50	0.00	20	1	0	Mar,2015
37	Shri Anant Geeta Raigad	2.53	0.19	150	98	3	Mar,2015
38	Shri Krupal Balaji Tumane Ramtek(SC)	5.00	0.81	123	59	10	Mar,2015
39	Shri Vinayak Bhaurao Raut Ratnagiri-sindhudurg	5.01	2.10	108	87	41	Feb,2015
40	Smt. Raksha Nikhil Khadase Raver	2.50	0.15	17	16	3	Mar,2015
41	Shri Sanjaykaka Patil Sangli	2.50	0.00	0	0	0	01 Dec, 2014*
42	Shri Chh. Udayanraje Pratapsinha Satara	2.50	0.88	17	17	3	Mar,2015
43	Shri Sadashiv Kisan Lokhande Shirdi(SC)	2.52	0.00	0	0	0	Feb,2015
44	Shri Adhalrao Shivaji Dattatreya Shirur	5.00	2.26	218	127	45	Mar,2015
45	Shri Sharad Bansode Solapur(SC)	2.50	0.00	84	30	0	Mar,2015
46	Shri Rajan Baburao Vichare Thane	2.50	0.00	0	0	0	27 Oct, 2014*
47	Shri Ramdas Chandrabhanji Tadas Wardha	5.00	2.50	163	81	9	Mar,2015
48	Ms. Bhavana Pundlikrao Gawali Yavatmal-washim	2.50	0.00	0	0	0	08 Sep, 2014*
16th Lok Sabha Total		137.93	23.36	3455	1809	217	
Lok Sabha Total		314.23	215.14	4984	3203	4688	

*Date of release of installment of MPLADS Funds.

Member of Rajya Sabha							
1	Shri Ajaykumar Shaktikumar Sancheti Nagpur	5.08	4.37	56	46	76	Mar,2015
2	Shri Anil Desai Mumbai City	2.50	1.38	51	51	18	Dec,2014
3	Shri Avinash Pande Nagpur	0.24	2.57	27	21	48	Mar,2015
4	Shri D.P. Tripathi Mumbai City	2.64	5.48	66	66	84	Dec,2014
5	Shri Husain Umar dalwai Mumbai Suburban	7.54	6.12	NA	9	61	Mar,2015
6	Shri Ishwarlal Shankarlal Jain Jalgaon	5.00	8.16	100	19	109	Mar,2015
7	Shri Majeed Memon Mumbai Suburban	2.50	2.10	63	31	NA	Mar,2015
8	Shri Piyush Goyal Mumbai City	0.00	1.70	2	2	12	Dec,2014
9	Shri Praful Patel Gondia	0.00	0.00	NA	NA	NA	-
10	Smt Rajani Ashokrao Patil Beed	2.67	5.81	164	128	90	Mar,2015
11	Shri Rajeev Shukla Mumbai Suburban	0.09	2.65	NA	20	8	Mar,2015
12	Shri Rajkumar Nandlal Dhoot Aurangabad	5.14	7.36	87	102	125	Mar,2015
13	Shri Ramdas Bandu Athawale Mumbai Suburban	2.53	0.85	100	15	1	Mar,2015
14	Shri Sanjay Raut Mumbai Suburban	5.01	5.35	8	19	46	Mar,2015
15	Shri Sanjay Dattatraya kakade Pune	2.50	2.44	78	63	1	Mar,2015
16	Shri Sharadchandra Govind Pawar Pune	2.50	0.00	65	1	NA	Mar,2015
17	Smt Vandana Chavan Pune	2.51	5.17	74	43	13	Mar,2015
18	Shri Vijay Darda Yavatmal	2.56	6.48	84	69	62	Oct,2014
Rajya Sabha (Sitting) Sub Total		51.03	68.02	1025	705	754	
Rajya Sabha (ex-Member) Sub Total		13.10	10.42	89	46	242	
Rajya Sabha Total		64.13	78.44	1114	751	996	
State Total		378.36	293.58	6098	3954	5684	

Summary of Works of each Sector till 31.03.2015

State : Maharashtra			
S. No.	Sector	Total Number of Works Sanctioned by the District Authorities	Total Sanctioned Cost of Works (In Rs. lakh)
1	Animal Care	68	153.89
2	Drinking Water Facility	7469	11985.00
3	Education	7220	18021.00
4	Electricity Facility	1371	3189.86
5	Health and Family Welfare	594	3309.88
6	Irrigation	728	3822.85
7	Non-Conventional Energy Sources	58	168.98
8	Other Public Facilities	16688	67192.50
9	Railways, Roads, Pathways and Bridges	28535	113285.00
10	Sanitation and Public Health	6934	24673.90
11	Sports	1822	7784.67
Total		71487	253587.53



3.16 MANIPUR

Manipur has **3** Members of Parliament (**2** Lok Sabha and **1** Rajya Sabha). During the financial year 2014-15, **Rs. 15.00 crore** has been released. As reported by the District Authorities, an expenditure of **Rs. 9.62 crore** has been incurred during the year under reference.

During the year 2014-15, **141** works have been recommended by the MPs, **141** works (including works recommended during previous years) have been sanctioned by the District Authorities and **132** works (including works sanctioned during previous years) have been completed.

As per the Work Monitoring System of MPLADS website, Maximum works have been sanctioned in Other Public Facilities (68.48%) followed by Sports (9.35%) and Railways, Roads, Pathways and Bridges (7.39%) in the state till 31.03.2015.

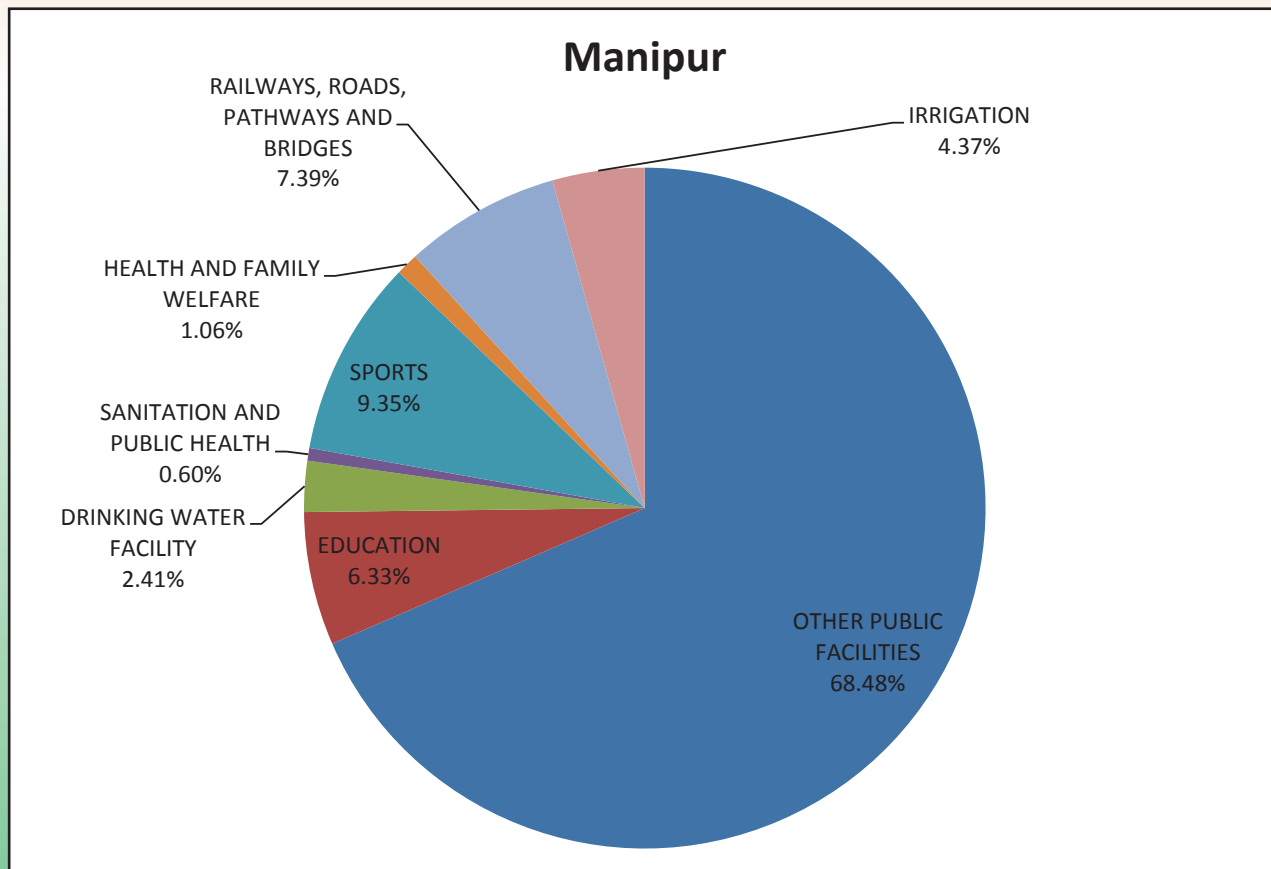
The Constituency/MP wise details and Sector-wise Distribution of Works are available in tabular and graphical form in the attached tables.

PHYSICAL AND FINANCIAL STATUS FOR THE YEAR 2014-15 (Manipur)

Sl.No.	Present Member of Parliament Constituency / Nodal District	Release + Interest (Rs. Crore)	Expenditure (Rs. Crore)	Number of works			Remarks (Fig.Upto)
				Recommended	Sanctioned	Completed	
15th Lok Sabha							
1	Dr. Thokchom Meinya Inner Manipur	0.41	0.50	11	11	78	Jun,2014
2	Shri Thangso Baite Outer Manipur(ST)	0.05	0.94	0	0	31	Aug,2014
15th Lok Sabha Total		0.45	1.44	11	11	109	
16th Lok Sabha							
1	Dr. Thokchom Meinya Inner Manipur	5.00	2.25	29	29	0	Mar,2015
2	Shri Thangso Baite Outer Manipur(ST)	5.03	3.75	72	72	17	Mar,2015
16th Lok Sabha Total		10.03	6.00	101	101	17	
Lok Sabha Total		10.48	7.44	112	112	126	
Member of Rajya Sabha							
1	Haji Abdul Salam Imphal West	5.00	2.13	29	29	NA	Mar,2015
Rajya Sabha (Sitting) Sub Total		5.00	2.13	29	29	0	
Rajya Sabha (ex-Member) Sub Total		0.14	0.05	0	0	6	
Rajya Sabha Total		5.14	2.18	29	29	6	
State Total		15.62	9.62	141	141	132	

Summary of Works of each Sector till 31.03.2015

State : Manipur			
S. No.	Sector	Total Number of Works Sanctioned by the District Authorities	Total Sanctioned Cost of Works (In Rs. lakh)
1	Drinking Water Facility	16	44.70
2	Education	42	204.70
3	Health and Family Welfare	7	37.50
4	Irrigation	29	97.50
5	Other Public Facilities	454	1613.80
6	Railways, Roads, Pathways and Bridges	49	202.50
7	Sanitation and Public Health	4	20.00
8	Sports	62	215.60
Total		663	2436.30



3.17 MEGHALAYA

Meghalaya has **3** Members of Parliament (**2** Lok Sabha and **1** Rajya Sabha). During the financial year 2014-15, **Rs. 15.00 crore** has been released. As reported by the District Authorities, an expenditure of **Rs. 19.87 crore** has been incurred during the year under reference.

During the year 2014-15, **671** works have been recommended by the MPs, **431** works (including works recommended during previous years) have been sanctioned by the District Authorities and **631** works (including works sanctioned during previous years) have been completed.

As per the Work Monitoring System of MPLADS website, Maximum works have been sanctioned in Education (28.90%) followed by Railways, Roads, Pathways and Highways (25.32%) and in Other Public Facilities (23.47%) in the state till 31.03.2015.

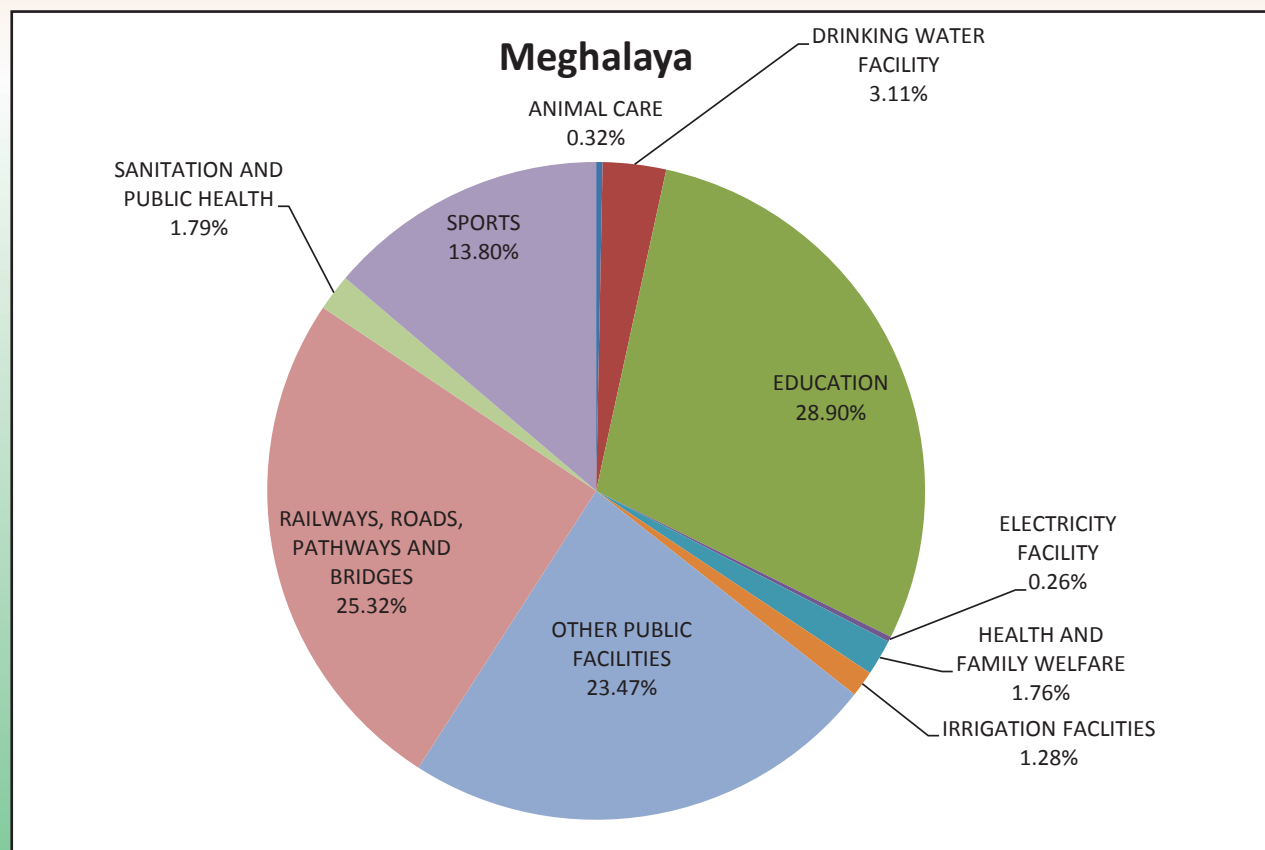
The Constituency/MP wise details and Sector-wise Distribution of Works are available in tabular and graphical form in the attached tables.

PHYSICAL AND FINANCIAL STATUS FOR THE YEAR 2014-15 (Meghalaya)

Sl.No.	Present Member of Parliament Constituency / Nodal District	Release + Interest (Rs. Crore)	Expenditure (Rs. Crore)	Number of works			Remarks (Fig.Upto)
				Recommended	Sanctioned	Completed	
15th Lok Sabha							
1	Shri Vicent H. Pala Shillong	0.00	5.18	213	130	89	Feb,2015
2	Km. Agatha K. Sangma Tura	2.65	2.13	6	22	242	Mar,2015
15th Lok Sabha Total		2.65	7.31	219	152	331	
16th Lok Sabha							
1	Shri Vincent H. Pala Shillong	4.37	4.23	186	78	55	Mar,2015
2	Shri Purno Agitok Sangma Tura	5.00	2.36	168	107	42	Mar,2015
16thLok Sabha Total		9.37	6.60	354	185	97	
Lok Sabha Total		12.02	13.91	573	337	428	
Member of Rajya Sabha							
1	Smt Wansuk Syiem East Khasi Hills	2.50	5.42	98	84	62	Dec,2014
Rajya Sabha (Sitting) Sub Total		2.50	5.42	98	84	62	
Rajya Sabha (ex-Member) Sub Total		2.62	0.54	0	10	141	
Rajya Sabha Total		5.12	5.96	98	94	203	
State Total		17.14	19.87	671	431	631	

Summary of Works of each Sector till 31.03.2015

State : Meghalaya			
S. No.	Sector	Total Number of Works Sanctioned by the District Authorities	Total Sanctioned Cost of Works (In Rs. lakh)
1	Animal Care	21	26.35
2	Drinking Water Facility	206	158.94
3	Education	1916	4108.05
4	Electricity Facility	17	56.01
5	Health and Family Welfare	117	598.90
6	Irrigation Facilities	85	178.03
7	Other Public Facilities	1556	2820.95
8	Railways, Roads, Pathways and Bridges	1679	2579.09
9	Sanitation and Public Health	119	142.28
10	Sports	915	1415.69
Total		6631	12084.29



3.18 MIZORAM

Mizoram has **2** Members of Parliament (**1** Lok Sabha and **1** Rajya Sabha). During the financial year 2014-15, **Rs. 10.00 crore** has been released. As reported by the District Authorities, an expenditure of **Rs. 10.57 crore** has been incurred during the year under reference.

During the year 2014-15, **185** works have been recommended by the MPs, **228** works (including works recommended during previous years) have been sanctioned by the District Authorities and **263** works (including works sanctioned during previous years) have been completed.

As per the Work Monitoring System of MPLADS website, Maximum works have been sanctioned in Other Public Facilities (44.19%) followed by Railways, Roads, Pathways and Bridges (27.14%) and Sports (8.20%) in the state till 31.03.2015.

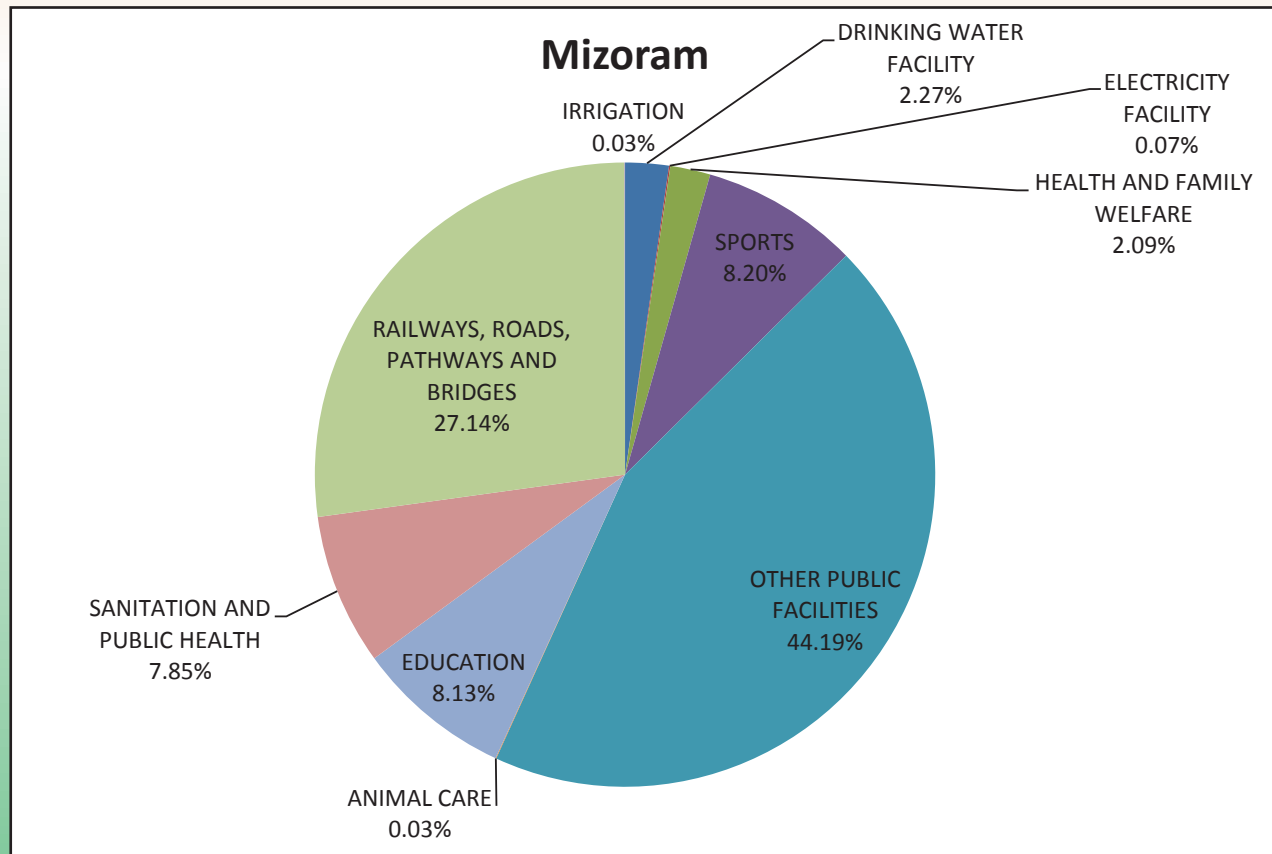
The Constituency/MP wise details and Sector-wise Distribution of Works are available in tabular and graphical form in the attached tables.

PHYSICAL AND FINANCIAL STATUS FOR THE YEAR 2014-15 (Mizoram)

Sl.No.	Present Member of Parliament Constituency / Nodal District	Release + Interest (Rs. Crore)	Expenditure (Rs. Crore)	Number of works			Remarks (Fig.Upto)
				Recommended	Sanctioned	Completed	
15th Lok Sabha							
1	Shri C. L. Ruala Mizoram (ST)	0.07	2.19	3	29	61	Mar,2015
15th Lok Sabha Total		0.07	2.19	3	29	61	
16th Lok Sabha							
1	Shri C. L. Ruala Mizoram (ST)	5.01	2.13	53	37	30	Mar,2015
16th Lok Sabha Total		5.01	2.13	53	37	30	
Lok Sabha Total		5.08	4.32	56	66	91	
Member of Rajya Sabha							
1	Shri Ronald Sapa Tlau Aizawl	2.51	2.20	56	53	38	Mar,2015
Rajya Sabha (Sitting) Sub Total		2.51	2.20	56	53	38	
Rajya Sabha (ex-Member) Sub Total		2.35	4.05	73	109	134	
Rajya Sabha Total		4.86	6.25	129	162	172	
State Total		9.94	10.57	185	228	263	

Summary of Works of each Sector till 31.03.2015

State : Mizoram			
S. No.	Sector	Total Number of Works Sanctioned by the District Authorities	Total Sanctioned Cost of Works (In Rs. lakh)
1	Animal Care	1	2.50
2	Drinking Water Facility	65	42.70
3	Education	233	363.08
4	Electricity Facility	2	1.45
5	Health and Family Welfare	60	84.37
6	Irrigation	1	2.50
7	Other Public Facilities	1267	2238.37
8	Railways, Roads, Pathways and Bridges	778	1304.79
9	Sanitation and Public Health	225	303.69
10	Sports	235	378.61
Total		2867	4722.06



3.19 NAGALAND

Nagaland has **2** Members of Parliament (**1** Lok Sabha and **1** Rajya Sabha). During the financial year 2014-15, **Rs. 10.00 crore** has been released. As reported by the District Authorities, an expenditure of **Rs. 9.72 crore** has been incurred during the year under reference.

During the year 2014-15, **36** works have been recommended by the MPs, **36** works (including works recommended during previous years) have been sanctioned by the District Authorities and **20** works (including works sanctioned during previous years) have been completed.

The Constituency/MP wise details are available in tabular form in the attached tables.

PHYSICAL AND FINANCIAL STATUS FOR THE YEAR 2014-15 (Nagaland)

Sl.No.	Present Member of Parliament Constituency / Nodal District	Release + Interest (Rs. Crore)	Expenditure (Rs. Crore)	Number of works			Remarks (Fig.Upto)
				Recommended	Sanctioned	Completed	
15th Lok Sabha							
1	Shri C. M. Chang Nagaland	0.00	0.00	0	0	0	Aug,2013
15th Lok Sabha Total		0.00	0.00	0	0	0	
16th Lok Sabha							
1	Shri Neiphiu Rio Nagaland	5.00	2.30	17	17	0	Dec,2014
16th Lok Sabha Total		5.00	2.30	17	17	0	
Lok Sabha Total		5.00	2.30	17	17	0	
Member of Rajya Sabha							
1	Shri Khekiho Zhimomi Dimapur	5.02	7.42	19	19	20	Mar,2015
Rajya Sabha (Sitting) Sub Total		5.02	7.42	19	19	20	
Rajya Sabha (ex-Member) Sub Total		0.00	0.00	0	0	0	
Rajya Sabha Total		5.02	7.42	19	19	20	
State Total		10.02	9.72	36	36	20	

3.20 ODISHA

Odisha has **31** Members of Parliament (**21** Lok Sabha and **10** Rajya Sabha). During the financial year 2014-15, **Rs. 135.00 crore** has been released. As reported by the District Authorities, an expenditure of **Rs. 99.30 crore** has been incurred during the year under reference.

During the year 2014-15, **5477** works have been recommended by the MPs, **3598** works (including works recommended during previous years) have been sanctioned by the District Authorities and **3690** works (including works sanctioned during previous years) have been completed.

As per the Work Monitoring System of MPLADS website, Maximum works have been sanctioned in Other Public Facilities (48.35%) followed by Education (19.60%) and in Railways, Roads, Pathways and Bridges (17.24%) in the state till 31.03.2015.

The Constituency/MP wise details and Sector-wise Distribution of Works are available in tabular and graphical form in the attached tables.

PHYSICAL AND FINANCIAL STATUS FOR THE YEAR 2014-15 (Odisha)

Sl.No.	Present Member of Parliament Constituency / Nodal District	Release + Interest (Rs. Crore)	Expenditure (Rs. Crore)	Number of works			Remarks (Fig.Upto)
				Recommended	Sanctioned	Completed	
15th Lok Sabha							
1	Shri Nityananda Pradhan Aska	2.66	6.12	0	90	107	Mar,2015
2	Shri Srikant Kumar Jena Balasore	0.00	0.24	0	0	23	Jul,2014
3	Shri Sunjay Bhoi Bargarh	2.50	3.34	255	114	126	Oct,2014
4	Shri Sidhant Mohapatra Berhampur	0.16	5.53	0	70	196	Mar,2015
5	Shri Arjun Charan Sethi Bhadrak(SC)	0.00	0.00	0	0	0	Nov,2013
6	Dr. (Prof.) Prasanna Kumar Bhubaneswar	0.08	3.43	3	8	117	Mar,2015
7	Shri Kalikesh Narayan Singh Deo Bolangir	0.00	4.70	250	195	236	Feb,2015
8	Shri Bhartruhari Mahtab Cuttack	2.57	3.68	247	264	351	May,2014
9	Shri Tathagata Satpathy Dhenkanal	2.93	1.53	0	22	40	Mar,2015
10	Shri Bibhu Prasad Tarai Jagatsinghpur(SC)	0.29	3.56	39	219	266	Mar,2015
11	Shri Mohan Jena Jajpur(SC)	2.50	3.45	113	158	40	Aug,2014
12	Shri Bhakta Charan Das Kalahandi	2.50	0.00	0	0	0	Jan,2013
13	Shri Rudra Madhab Ray Kandhamal	0.00	0.89	42	271	56	Jun,2014
14	Shri Baijayant Panda Kendrapara	0.10	2.95	0	9	40	Mar,2015
15	Shri Yashbant Narayan Singh Keonjhar(ST)	2.94	1.98	0	46	163	Dec,2014
16	Shri Jayaram Pangi Koraput(ST)	5.00	1.68	123	148	106	Mar,2015
17	Shri Laxman Tudu Mayurbhanj (ST)	0.04	2.86	0	2	102	Mar,2015

MPLADS Annual Report 2014-15

18	Shri Pradeep Majhi Nabarangpur(st)	0.00	0.00	0	0	0	Dec,2013
19	Shri Pinaki Misra Puri	2.50	1.87	0	13	109	Dec,2014
20	Shri Amarnath Pradhan Sambalpur	0.12	2.13	19	35	133	Aug,2014
21	Shri Hemanand Biswal Sundargarh (ST)	3.26	2.72	0	24	159	Mar,2015
15th Lok Sabha Total		30.15	52.65	1091	1688	2370	
16th Lok Sabha							
1	Shri ladu Kishore Swain Aska	2.50	0.00	239	6	0	Mar,2015
2	Shri Rabindra Kumar Jena Balasore	2.50	0.00	0	0	0	12 Nov, 2014*
3	Dr. Prabhas Kumar Singh Bargarh	2.50	0.00	238	12	0	Mar,2015
4	Shri Sidhant Mohapatra Berhampur	2.58	0.00	82	28	0	Mar,2015
5	Shri Arjun Charan Sethi Bhadrak(SC)	2.51	0.82	129	33	9	Mar,2015
6	Dr. Prasanna Kumar Patasani Bhubaneswar	5.05	1.30	135	41	12	Mar,2015
7	Shri Kalikesh Narayan Singh Deo Bolangir	2.50	0.00	0	0	0	14 Oct, 2014*
8	Shri Bhartruhari Mahatab Cuttack	2.53	0.70	448	153	40	Mar,2015
9	Shri Tathagata Satpathy Dhenkanal	2.50	0.10	84	20	0	Mar,2015
10	Dr. Kulamani Samal Jagatsinghpur(SC)	2.53	0.52	134	65	34	Mar,2015
11	Smt. Rita Tarai Jajpur(SC)	5.00	0.61	163	48	12	Dec,2014
12	Smt. Arka Keshari Deo Kalahandi	2.53	0.30	182	55	3	Mar,2015
13	Smt. Pratyusha Rajeshwari Singh Kandhamal	2.50	0.00	0	0	0	30 Jan, 2015*
14	Shri Baijayant Panda Kendrapara	2.50	0.00	112	0	0	Mar,2015
15	Smt. Sakuntala Laguri Keonjhar(ST)	2.51	1.79	197	68	30	Mar,2015

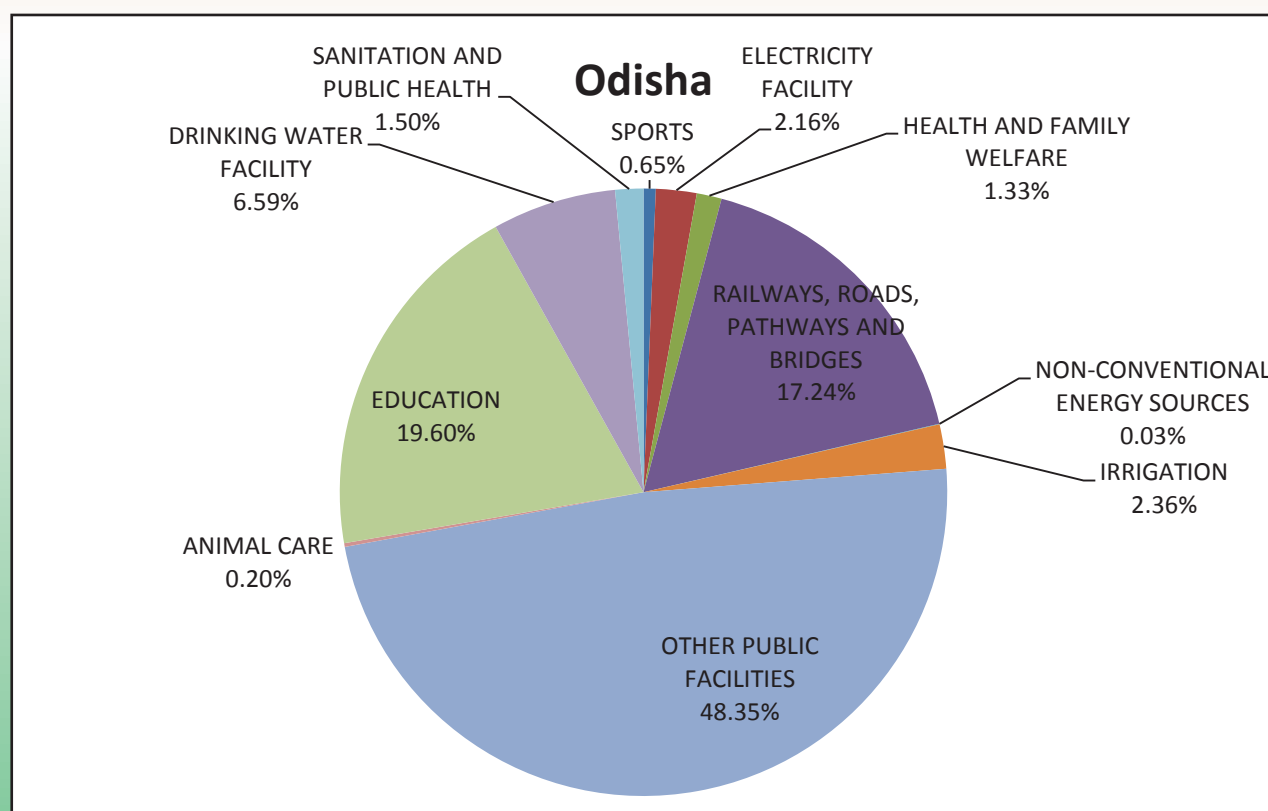
*Date of release of installment of MPLADS Funds.

16	Shri Jhina Hikaka Koraput(ST)	2.50	0.02	38	7	0	Mar,2015
17	Shri Rama Chandra Hansdah Mayurbhanj (ST)	2.50	0.00	0	0	0	Mar,2015
18	Shri Balabhadra Majhi Nabarangpur(ST)	2.50	0.00	0	0	0	20 Jan, 2015*
19	Smt. Pinaki Misra Puri	2.50	1.25	168	162	110	Mar,2015
20	Shri Nagendra Kumar Pradhan Sambalpur	2.50	0.56	509	120	15	Mar,2015
21	Shri Jual Oram Sundargarh (ST)	5.00	0.50	184	136	1	Dec,2015
16th Lok Sabha Total		60.24	8.46	3042	954	266	
Lok Sabha Total		90.39	61.11	4133	2642	2636	
Member of Rajya Sabha							
1	Shri A. U. Singh Deo Bolangir	2.50	0.00	NA	NA	NA	15 Oct, 2014*
2	Shri A.V. Swamy Nuapara	2.48	1.15	22	40	22	Dec,2014
3	Shri Anubhav Mohanty Cuttack	5.00	0.03	49	49	NA	Jan,2015
4	Shri Baishnab Charan Parida Khurda	7.67	6.14	185	179	162	Mar,2015
5	Shri Bhupinder Singh Kalahandi	2.53	0.56	78	49	5	Mar,2015
6	Shri Dilip kumar Tirkey Sundargarh	5.08	6.23	80	60	123	Mar,2015
7	Shri Pyarimohan Mohapatra Khurda	0.00	1.71	20	42	28	Mar,2015
8	Shri Ranjib Biswal Jagatsinghpur	2.62	0.62	175	80	41	Mar,2015
9	Shmt Sarojini Hembram Mayurbhanj	2.58	0.52	49	34	2	Mar,2015
Rajya Sabha (Sitting) Sub Total		30.46	16.96	658	533	383	
Rajya Sabha (ex-Member) Sub Total		17.75	21.23	686	423	671	
Rajya Sabha Total		48.21	38.19	1344	956	1054	
State Total		138.6	99.3	5477	3598	3690	

*Date of release of installment of MPLADS Funds.

Summary of Works of each Sector till 31.03.2015

State : Odisha			
S. No.	Sector	Total Number of Works Sanctioned by the District Authorities	Total Sanctioned Cost of Works (In Rs. lakh)
1	Animal Care	109	118.83
2	Drinking Water Facility	3650	2809.37
3	Education	10849	15796.00
4	Electricity Facility	1198	1925.29
5	Health and Family Welfare	735	1943.74
6	Irrigation	1307	2356.56
7	Non-Conventional Energy Sources	15	22.90
8	Other Public Facilities	26766	24296.20
9	Railways, Roads, Pathways and Bridges	9544	15692.20
10	Sanitation and Public Health	828	1063.23
11	Sports	359	1028.98
Total		55360	67053.30



3.21 PUNJAB

Punjab has **20** Members of Parliament (**13** Lok Sabha and **7** Rajya Sabha). During the financial year 2014-15, **Rs.73.50 crore** has been released. As reported by the District Authorities, an expenditure of **Rs. 58.65 crore** has been incurred during the year under reference.

During the year 2014-15, **2889** works have been recommended by the MPs, **2670** works (including works recommended during previous years) have been sanctioned by the District Authorities and **4143** works (including works sanctioned during previous years) have been completed.

As per the Work Monitoring System of MPLADS website, Maximum works have been sanctioned in Other Public Facilities (51.08%) followed by Education (12.04%) and Sanitation and Public Health (12.03%) in the state till 31.03.2015.

The Constituency/MP wise details and Sector-wise Distribution of Works are available in tabular and graphical form in the attached tables.

PHYSICAL AND FINANCIAL STATUS FOR THE YEAR 2014-15 (Punjab)

Sl.No.	Present Member of Parliament Constituency / Nodal District	Release + Interest (Rs. Crore)	Expenditure (Rs. Crore)	Number of works			Remarks (Fig.Upto)
				Recommended	Sanctioned	Completed	
15th Lok Sabha							
1	Shri Navjot Singh Sidhu Amritsar	2.50	6.28	0	2	17	Mar,2015
2	Shri Ravneet Singh Anandpur Sahib	0.03	2.10	20	22	286	Mar,2015
3	Smt. Harsimrat Kaur Badal Bhatinda	0.02	2.43	0	0	376	Mar,2015
4	Smt. Paramjit Kaur Gulshan Faridkot(SC)	0.01	1.89	0	0	129	Jan,2015
5	Shri Sukhdev Singh Libra Fatehgarh Sahib(SC)	2.58	4.39	197	208	406	Mar,2015
6	Shri Sher Singh Ghubaya Firozpur	0.01	1.59	0	0	98	Mar,2015
7	Shri Partap Singh Bajwa Gurdaspur	2.53	4.01	0	93	276	Mar,2015
8	Smt. Santosh Chowdhary Hoshiarpur(SC)	0.03	3.32	128	159	567	Mar,2015
9	Shri Mohinder Singh Kaypee Jalandhar(SC)	2.54	2.24	89	85	222	Mar,2015
10	Dr. Rattan Singh Ajnala Khadoor Sahib	0.00	0.00	0	0	0	Sep,2013
11	Shri Manish Tewari Ludhiana	0.00	0.00	0	0	0	Dec,2013
12	Smt. Preneet Kaur Patiala	0.03	1.83	0	0	220	Mar,2015
13	Shri Vijay Inder Singla Sangrur	0.08	0.64	2	0	267	Nov,2014
15th Lok Sabha Total		10.36	30.72	436	569	2864	
16th Lok Sabha							
1	Shri Captain Amarinder Singh Amritsar	3.03	0.65	198	181	0	Mar,2015
2	Shri Prem Singh Chandumajra Anandpur Sahib	2.68	2.48	124	15	0	Mar,2015

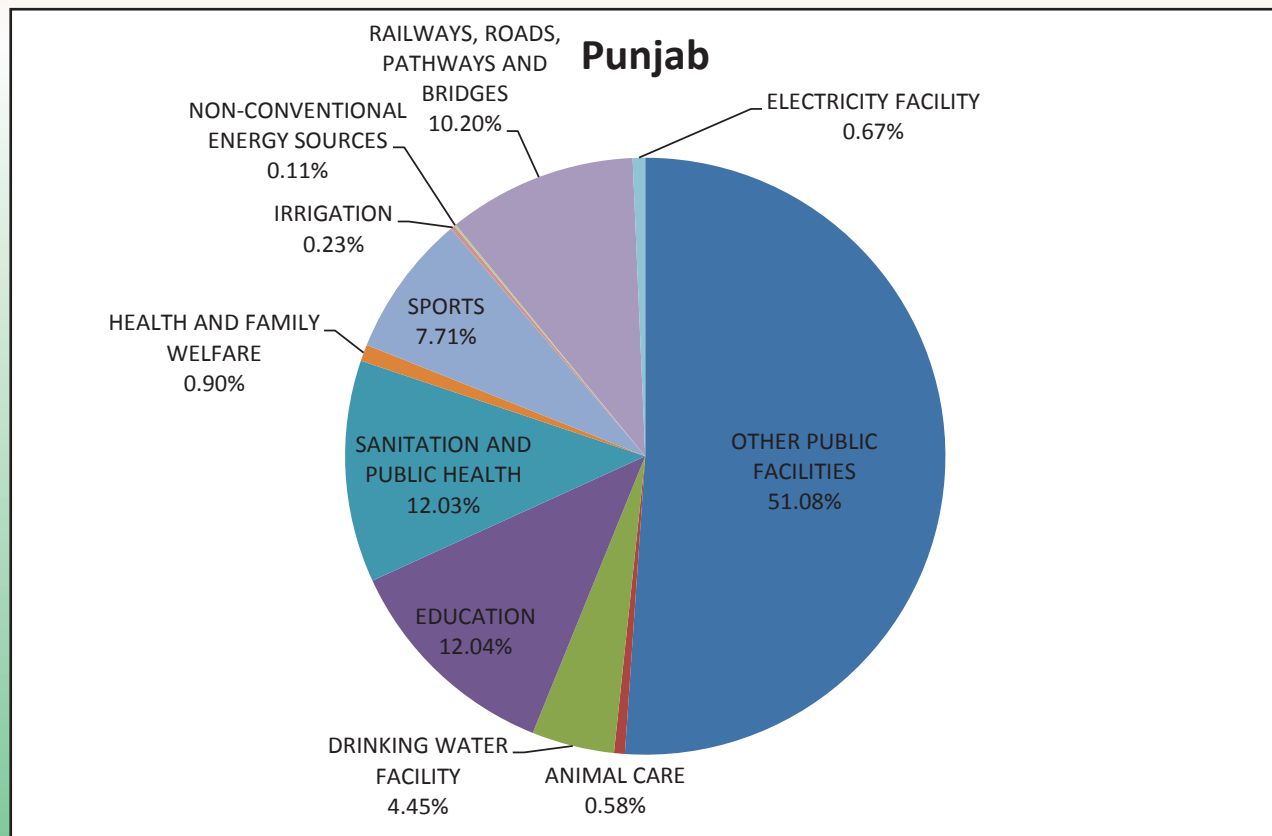
3	Smt Harsimrat Kaur Badal Bhatinda	3.01	0.76	122	122	7	Mar,2015
4	Prof. Sadhu Singh Faridkot(SC)	5.13	2.24	95	83	16	Mar,2015
5	Shri Harinder Singh Khalsa Fatehgarh Sahib(SC)	3.18	0.00	80	80	0	Mar,2015
6	Shri Sher Singh Ghubaya Firozpur	5.03	1.75	279	258	72	Mar,2015
7	Shri Vinod Khanna Gurdaspur	2.53	0.00	0	0	0	Mar,2015
8	Shri Vijay Sampla Hoshiarpur(SC)	2.76	1.05	111	94	7	Mar,2015
9	Shri Santokh Singh Chaudhary Jalandhar(SC)	2.50	0.00	72	72	0	Mar,2015
10	Shri Ranjit Singh Brahmputra Khadoor Sahib	5.00	1.89	56	56	0	Jan,2015
11	Shri Ravneet Singh Bittu Ludhiana	2.59	0.00	3	3	0	Mar,2015
12	Dr. Dharam Vira Gandhi Patiala	5.25	1.86	198	130	10	Mar,2015
13	Shri Bhagwant Mann Sangrur	2.66	1.03	168	133	3	Mar,2015
16th Lok Sabha Total		45.35	13.71	1506	1227	115	
Lok Sabha Total		55.71	44.43	1942	1796	2979	
Member of Rajya Sabha							
1	Ambika Soni Roopnagar	2.73	2.33	179	218	261	Mar,2015
2	Shri Ashwani Kumar Gurdaspur	3.62	2.95	295	193	85	Feb,2015
3	Shri Avinash Rai Khanna Hoshiarpur	2.68	3.80	327	314	324	Mar,2015
4	Shri Balwinder Singh Bhunder Mansa	2.25	2.30	125	124	189	Sep,2014
5	Dr. M.S. Gill Tarn Taran	5.00	0.00	NA	NA	NA	Feb,2014
6	Shri Naresh Gujral Jullunder	2.63	1.89	18	NA	77	Mar,2015

MPLADS Annual Report 2014-15

7	Shri Sukhdev Singh Dhindsa Sangrur	2.60	0.92	3	20	216	Nov,2014
Rajya Sabha (Sitting) Sub Total		21.51	14.20	947	869	1152	
Rajya Sabha (ex-Member) Sub Total		0.11	0.02	0	5	12	
Rajya Sabha Total		21.62	14.22	947	874	1164	
State Total		77.33	58.65	2889	2670	4143	

Summary of Works of each Sector till 31.03.2015

State : Punjab			
S. No.	Sector	Total Number of Works Sanctioned by the District Authorities	Total Sanctioned Cost of Works (In Rs. lakh)
1	Animal Care	482	595.64
2	Drinking Water Facility	3685	4109.06
3	Education	9972	11349.50
4	Electricity Facility	557	816.73
5	Health and Family Welfare	744	1654.22
6	Irrigation	190	467.41
7	Non-Conventional Energy Sources	90	116.53
8	Other Public Facilities	42299	34672.80
9	Railways, Roads, Pathways and Bridges	8444	13323.00
10	Sanitation and Public Health	9958	12423.80
11	Sports	6385	4959.58
Total		82806	84488.27



3.22 RAJASTHAN

Rajasthan has **35** Members of Parliament (**25** Lok Sabha and **10** Rajya Sabha). During the financial year 2014-15, **Rs.138.00 crore** has been released. As reported by the District Authorities, an expenditure of **Rs.100.51 crore** has been incurred during the year under reference.

During the year 2014-15, **1839** works have been recommended by the MPs, **2086** works (including works recommended during previous years) have been sanctioned by the District Authorities and **3555** works (including works sanctioned during previous years) have been completed.

As per the Work Monitoring System of MPLADS website, Maximum works have been sanctioned in Drinking Water Facilities (34.06%) followed by Railways, Roads, Pathways and Bridges (25.54%) and Other Public Facilities (20.40%) in the state till 31.03.2015.

The Constituency/MP wise details and Sector-wise Distribution of Works are available in tabular and graphical form in the attached tables.

PHYSICAL AND FINANCIAL STATUS FOR THE YEAR 2014-15 (Rajasthan)

Sl.No.	Present Member of Parliament Constituency / Nodal District	Release + Interest (Rs. Crore)	Expenditure (Rs. Crore)	Number of works			Remarks (Fig.Upto)
				Recommended	Sanctioned	Completed	
15 th Lok Sabha							
1	Shri Sachin Pilot Ajmer	0.00	4.99	82	89	147	Oct,2014
2	Shri Jitendra Singh Alwar	0.00	4.47	0	4	198	Mar,2015
3	Shri Tarachand Bhagora Banswara(ST)	3.44	3.51	36	44	119	Jun,2014
4	Shri Harish Choudhary Barmer	0.59	2.61	0	119	213	Mar,2015
5	Shri Ratan Singh Bharatpur(SC)	0.00	0.00	0	0	0	Jan,2014
6	Dr. C. P. Joshi Bhilwara	2.65	4.93	99	141	145	Sep,2014
7	Shri Arjun Ram Meghwal Bikaner(SC)	2.50	4.39	39	39	27	Jul,2014
8	Dr. (Kum.) Girija Vyas Chittorgarh	0.00	2.98	4	54	203	Mar,2015
9	Shri Ram Singh Kaswan Churu	0.00	3.56	0	0	115	Nov,2014
10	Shri Kirodilal Lal Meena Dausa(ST)	2.50	1.02	0	1	23	Mar,2014
11	Shri Bharat Ram Meghwal Ganganagar(SC)	0.00	2.98	0	0	132	Mar,2015
12	Dr. Mahesh Joshi Jaipur	2.71	0.01	0	0	40	Mar,2015
13	Shri Lal Chand Kataria Jaipur Rural	0.03	0.03	38	38	127	Mar,2015
14	Shri Devji Mansingram Patel Jalore	2.74	4.43	64	88	115	Dec,2014
15	Shri Dushyant Singh Jhalawar-baran	0.30	2.63	89	111	92	Jun,2014
16	Shri Sheesh Ram Ola Jhunjhunu	0.12	1.08	0	0	23	Mar,2015
17	Smt. Chandresh Kumari Katoch Jodhpur	5.00	4.47	0	65	44	Aug,2014

MPLADS Annual Report 2014-15

18	Shri Khiladi Lal Bairwa Karauli-dholpur(SC)	2.50	1.45	55	77	175	Jan,2015
19	Shri Ijyaraj Singh Kota	2.68	2.65	48	109	129	Jun,2014
20	Dr. (Smt.) Jyoti Mirdha Nagaur	2.50	3.65	0	76	144	Mar,2015
21	Shri Badri Ram Jakhar Pali	0.25	7.16	133	189	416	Mar,2015
22	Shri Gopal Singh Shekhawat Rajsamand	0.00	0.00	0	0	0	Dec,2013
23	Shri Mahadeo Singh Khandela Sikar	0.00	0.24	0	0	7	May,2014
24	Shri Namo Narain Meena Tonk-sawai Madhopur	0.00	0.00	0	0	0	Nov,2013
25	Shri Raghuvir Singh Meena Udaipur(ST)	0.26	1.95	0	0	72	Sep,2014
15th Lok Sabha Total		30.75	65.20	687	1244	2706	
16th Lok Sabha							
1	Prof. Sanwar Lal Jat Ajmer	2.52	2.23	186	111	3	Mar,2015
2	Shri Chand Nath Alwar	2.50	0.00	0	0	0	20 Nov, 2014*
3	Shri Manshankar Ninama Banswara(ST)	5.00	1.88	73	73	12	Feb,2015
4	Col. Sona Ram Barmer	2.50	0.20	211	13	0	Mar,2015
5	Shri Bahadur Singh Bharatpur(SC)	2.50	0.00	0	0	0	07 Nov, 2014*
6	Shri Subhash Baheria Bhilwara	2.50	0.00	0	0	0	27 Oct, 2014*
7	Shri Arjun Ram Meghwal Bikaner(SC)	2.50	0.00	0	0	0	31 Dec, 2014*
8	Shri Chandra Prakash Joshi Chittorgarh	2.50	0.00	0	0	0	07 Nov, 2014*
9	Shri Rahul Kaswan Churu	2.50	0.00	0	0	0	27 Oct, 2014*
10	Shri Harish Chandra Meena Dausa(ST)	2.50	0.00	0	0	0	27 Oct, 2014*
11	Shri Nihalchand Ganganagar(SC)	3.28	0.34	8	7	2	Feb,2015

*Date of release of installment of MPLADS Funds.

12	Shri Ramcharan Bohara Jaipur	2.50	0.00	0	0	0	07 Oct, 2014*
13	Col. Rajyavadhan Singh Rathore Jaipur Rural	2.50	0.00	0	0	0	07 Oct, 2014*
14	Shri Devji Patel Jalore	2.50	0.00	0	0	0	12 Nov, 2014*
15	Shri Dushyant Singh Jhalawar-baran	2.50	0.00	0	0	0	27 Oct, 2014*
16	Smt. Santosh Ahlawat Jhunjhunu	5.00	2.07	88	76	45	Mar,2015
17	Shri Gajendrasingh Shekhawat Jodhpur	2.50	0.00	0	0	0	14 Oct, 2014*
18	Dr. Manoj Rajoria Karauli-dholpur(SC)	2.50	0.00	0	0	0	27 Oct, 2014*
19	Shri Om Birla Kota	2.50	0.00	0	0	0	22 Oct, 2014*
20	Shri C. R. Choudhary Nagaur	2.50	0.03	61	42	1	Mar,2015
21	Shri P. P. Choudhary Pali	2.50	0.00	0	0	0	14 Nov, 2014*
22	Shri Hariom Singh Rathore Rajsamand	2.50	0.00	0	0	0	27 Oct, 2014*
23	Shri Sumedhanand Saraswati Sikar	5.00	1.53	73	63	40	Jan,2015
24	Shri Sukhbir Singh Jaunapuria Tonk-sawai Madhopur	2.50	0.00	0	0	0	27 Oct, 2014*
25	Shri Arjunlal Meena Udaipur(ST)	2.50	0.00	0	0	0	29 Sep, 2014*
16th Lok Sabha Total		70.80	8.27	700	385	103	
Lok Sabha Total		101.55	73.47	1387	1629	2809	
Member of Rajya Sabha							
1	Shri Abhishek Manu Singhvi Jodhpur	0.00	0.00	NA	NA	NA	Aug,2012
2	Shri Anand Sharma Jaipur	2.69	1.35	3	3	NA	Mar,2015
3	Shri Ashk Ali Tak Jaipur	10.03	5.55	119	119	136	Mar,2015
4	Shri Bhupender Yadav Ajmer	5.00	2.68	1	13	63	Jun,2014
5	Shri Narayan Lal Panchariya Jodhpur	2.50	0.00	NA	NA	NA	28 Oct, 2014*

*Date of release of installment of MPLADS Funds.

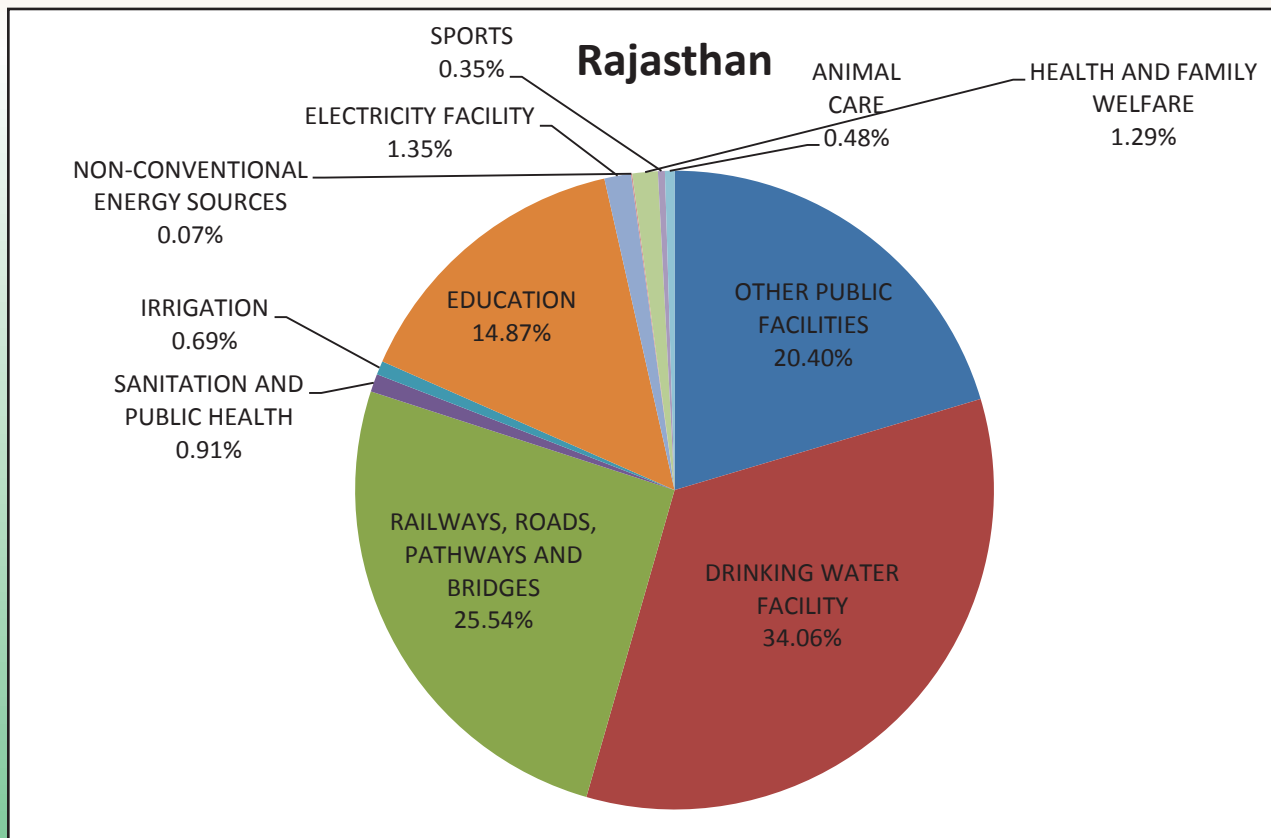
MPLADS Annual Report 2014-15

6	Shri Narendra Budania Churu	7.50	7.41	118	118	42	Mar,2015
7	Shri Ram Jethmalani Jaipur	2.54	0.97	41	41	179	Mar,2015
8	Shri Ram Narain Dudi Jodhpur	2.50	0.00	NA	NA	NA	16 Jan, 2015*
9	Shri V.P. Singh Badnore Bhilwara	2.61	4.58	91	84	146	Mar,2015
10	Shri Vijay Goel Jaipur	2.50	0.00	2	2	NA	Mar,2015
Rajya Sabha (Sitting) Sub Total		37.88	22.55	375	380	566	
Rajya Sabha (ex-Member) Sub Total		3.08	4.49	77	77	180	
Rajya Sabha Total		40.96	27.04	452	457	746	
State Total		142.51	100.51	1839	2086	3555	

*Date of release of installment of MPLADS Funds.

Summary of Works of each Sector till 31.03.2015

State : Rajasthan			
S. No.	Sector	Total Number of Works Sanctioned by the District Authorities	Total Sanctioned Cost of Works (In Rs. lakh)
1	Animal Care	178	346.30
2	Drinking Water Facility	12552	8555.29
3	Education	5480	9581.75
4	Electricity Facility	496	621.88
5	Health and Family Welfare	474	1897.12
6	Irrigation	256	482.29
7	Non-Conventional Energy Sources	24	13.93
8	Other Public Facilities	7517	13992.40
9	Railways, Roads, Pathways and Bridges	9414	15264.20
10	Sanitation and Public Health	335	510.32
11	Sports	129	419.92
Total		36855	51685.38



3.23 SIKKIM

Sikkim has **2** Members of Parliament (**1** Lok Sabha and **1** Rajya Sabha). During the financial year 2014-15, **Rs.5.00 crore** has been released. As reported by the District Authorities, an expenditure of **Rs.5.54 crore** has been incurred during the year under reference.

During the year 2014-15, **126** works have been recommended by the MPs, **79** works (including works recommended during previous years) have been sanctioned by the District Authorities and **90** works (including works sanctioned during previous years) have been completed.

As per the Work Monitoring System of MPLADS website, Maximum works have been sanctioned in Other Public Facilities (38.20%) followed by Education (19.65%) and Railways, Roads, Pathways and Bridges (18.39%) in the state till 31.03.2015.

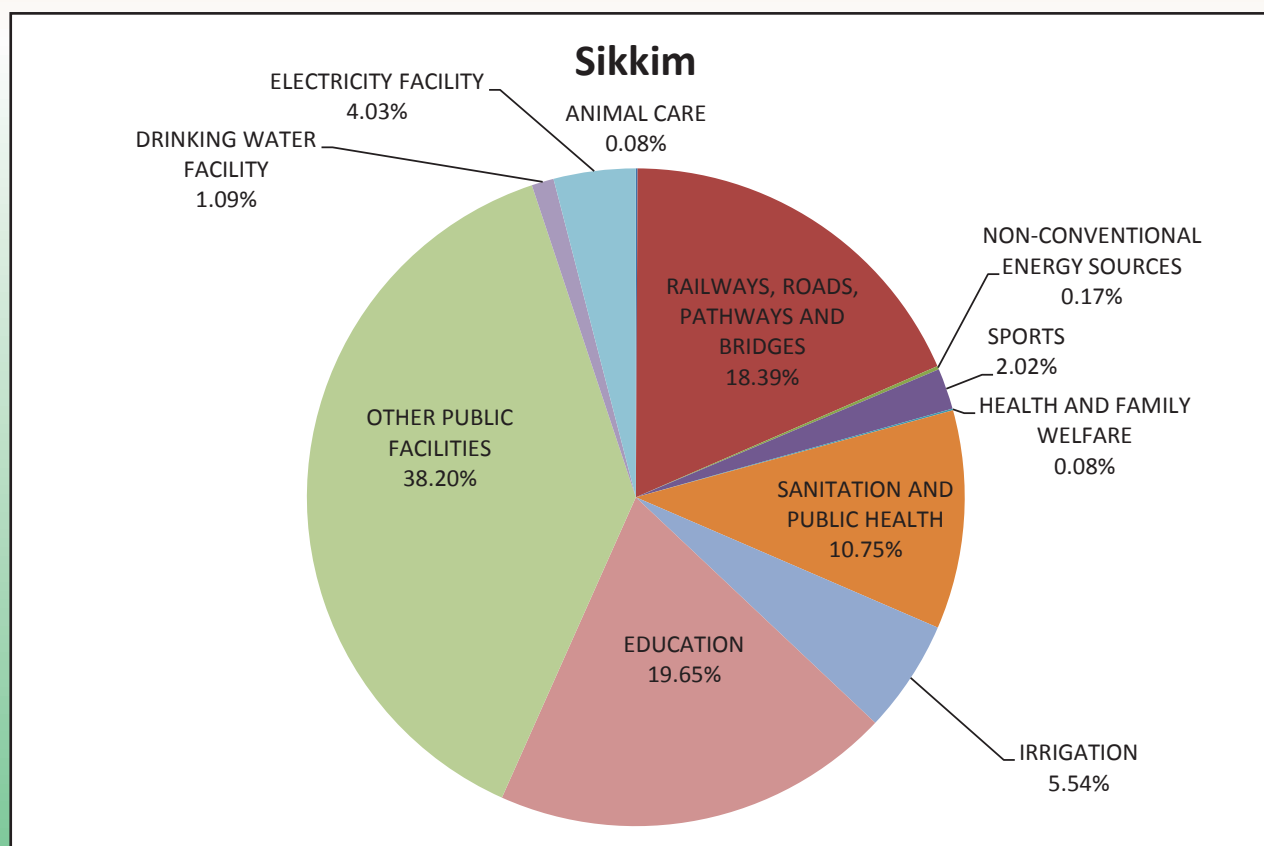
The Constituency/MP wise details and Sector-wise Distribution of Works are available in tabular and graphical form in the attached tables.

PHYSICAL AND FINANCIAL STATUS FOR THE YEAR 2014-15 (Sikkim)

Sl.No.	Present Member of Parliament Constituency / Nodal District	Release + Interest (Rs. Crore)	Expenditure (Rs. Crore)	Number of works			Remarks (Fig.Upto)
				Recommended	Sanctioned	Completed	
15 th Lok Sabha							
1	Shri Prem Das Rai Sikkim	0.48	1.98	2	0	28	Feb,2015
15 th Lok Sabha Total		0.48	1.98	2	0	28	
16 th Lok Sabha							
1	Shri Prem Das Rai Sikkim	2.50	0.05	46	20	0	Mar,2015
16 th Lok Sabha Total		2.50	0.05	46	20	0	
Lok Sabha Total		2.98	2.03	48	20	28	
Member of Rajya Sabha							
1	Shri Hishey Lachungpa East District	2.61	3.51	78	59	62	Mar,2015
Rajya Sabha (Sitting) Sub Total		2.61	3.51	78	59	62	
Rajya Sabha (ex-Member) Sub Total		0.00	0.00	0	0	0	
Rajya Sabha Total		2.61	3.51	78	59	62	
State Total		5.59	5.54	126	79	90	

Summary of Works of each Sector till 31.03.2015

State : Sikkim			
S. No.	Sector	Total Number of Works Sanctioned by the District Authorities	Total Sanctioned Cost of Works (In Rs. lakh)
1	Animal Care	1	0.92
2	Drinking Water Facility	13	61.93
3	Electricity Facility	48	627.16
4	Education	234	2801.00
5	Health and Family Welfare	1	5.00
6	Irrigation	66	397.42
7	Non-Conventional Energy Sources	2	14.98
8	Other Public Facilities	455	2277.79
9	Railways, Roads, Pathways and Bridges	219	776.52
10	Sanitation and Public Health	128	572.88
11	Sports	24	169.00
Total		1191	7704.62



3.24 TAMIL NADU

Tamil Nadu has **57** Members of Parliament (**39** Lok Sabha and **18** Rajya Sabha). During the financial year 2014-15, **Rs.237.50 crore** has been released. As reported by the District Authorities, an expenditure of **Rs. 158.55 crore** has been incurred during the year under reference.

During the year 2014-15, **3528** works have been recommended by the MPs, **3215** works (including works recommended during previous years) have been sanctioned by the District Authorities and **2983** works (including works sanctioned during previous years) have been completed.

As per the Work Monitoring System of MPLADS website, Maximum works have been sanctioned in Railways, Roads, Pathways and Bridges (32.69%) followed by other Public Facilities (27.27%) and Education (14.05%) in the state till 31.03.2015.

The Constituency/MP wise details and Sector-wise Distribution of Works are available in tabular and graphical form in the attached tables.

PHYSICAL AND FINANCIAL STATUS FOR THE YEAR 2014-15 (Tamil Nadu)

Sl.No.	Present Member of Parliament Constituency / Nodal District	Release + Interest (Rs. Crore)	Expenditure (Rs. Crore)	Number of works			Remarks (Fig.Upto)
				Recommended	Sanctioned	Completed	
15 th Lok Sabha							
1	Dr. S. Jagathrakshakan Arakkonam	0.08	0.83	3	3	107	Mar,2015
2	Shri M. Krishnasswamy Arani	0.00	2.50	0	0	110	Mar,2015
3	Shri Dayanidhi Maran Chennai Central	5.08	3.96	2	1	1	Oct,2014
4	Shri T. K.S. Elangovan Chennai North	0.05	1.18	4	4	1	Oct,2014
5	Shri C. Rajendran Chennai South	0.00	1.41	2	0	13	Oct,2014
6	Shri Thirumaa Valavan Thol Chidambaram(SC)	0.00	0.00	0	0	0	Jan,2014
7	Shri P. R. Natarajan Coimbatore	2.50	2.64	8	9	38	Jun,2014
8	Shri Sambandam Keerapalayam Cuddalore	0.00	0.00	0	0	0	Jan,2014
9	Shri R. Thamaraiselvan Dharamapuri	0.00	0.00	0	0	0	Oct,2013
10	Shri N.S.V. Chitthan Dindigul	2.50	1.13	0	0	28	Jun,2014
11	Shri A. Ganeshamurthi Erode	0.03	3.22	0	1	102	Dec,2014
12	Shri Adhi Sankar Kallakurichi	0.04	0.00	0	2	68	Mar,2015
13	Shri Viswanathan Perumal Kancheepuram(SC)	2.26	0.34	0	1	8	Nov,2014
14	Smt. Davidson J. Helen Kanniyakumari	0.00	0.00	0	0	0	Apr,2014
15	Shri Munisamy Thambidurai Karur	2.92	2.39	0	0	135	Mar,2015
16	Shri E.G. Sugavanam Krishnagiri	0.71	2.91	0	0	71	Mar,2015
17	Shri M. K. Alagiri Madurai	2.50	0.00	0	0	0	Feb,2014

18	Shri O. S. Manian Mayiladuthurai	2.54	2.54	0	0	44	Nov,2014
19	Shri A.K.S. Vijayan Nagapattinam(SC)	2.67	3.36	126	90	76	Jun,2014
20	Shri S. Gandhiselvan Namakkal	4.67	3.07	6	4	98	Jul,2014
21	Shri Andimuthu Raja Nilgiris(SC)	5.00	4.15	0	83	148	Jan,2015
22	Shri D. Napoleon Perambalur	0.00	0.00	0	0	0	Dec,2013
23	Shri K. Sugumar Pollachi	2.65	2.73	8	13	64	Jun,2014
24	Shri K.J. K. Ritheesh Shivakumar Ramanathapuram	2.48	0.00	0	0	25	May,2014
25	Shri S. Semmalai Salem	0.00	1.64	0	10	60	Mar,2015
26	Shri Palaniappan Chidambaram Sivaganga	0.07	2.45	0	0	50	Dec,2014
27	Shri Thalikkottai Rajuthevar Baalu Sriperumbudur	3.01	2.56	0	0	13	Nov,2014
28	Shri P. Lingam Tenkasi(SC)	2.55	3.01	1	8	95	Mar,2015
29	Shri S.S. Palanimanickam Thanjavur	2.56	1.96	0	0	24	Mar,2015
30	Shri J.M. Aaroon Rasheed Theni	2.76	5.04	8	30	139	Feb,2015
31	Shri S. R. Jeyadurai Thoothukkudi	0.02	0.91	0	0	22	Jun,2014
32	Shri P. Kumar Tiruchirappalli	4.93	0.80	92	84	77	May,2014
33	Shri S.S. Ramasubbu Tirunelveli	0.07	1.67	1	3	49	Mar,2015
34	Shri C. Sivasami Tiruppur	2.52	4.05	0	1	52	Mar,2015
35	Dr. Ponnusamy Venugopal Tiruvallur(SC)	2.79	2.74	43	59	128	Dec,2014
36	Shri Danapal Venugopal Tiruvannamalai	0.47	2.75	0	0	53	Mar,2015
37	Shri Abdul Rahman Vellore	0.05	0.30	0	0	61	Mar,2015
38	Shri K. Murugesan Anandan Viluppuram(SC)	0.03	0.25	0	0	52	Mar,2015

MPLADS Annual Report 2014-15

39	Shri Manicka Tagore Virudhunagar	5.12	6.29	39	61	200	Mar,2015
15th Lok Sabha Total		65.60	74.77	343	467	2212	
16th Lok Sabha							
1	Shri Hari G. Arakkonam	2.50	1.90	77	60	0	Mar,2015
2	Shri V. Elumalai Arani	5.00	0.73	149	136	21	Mar,2015
3	Shri S. R. Vijayakumar Chennai Central	2.50	0.00	0	0	0	28 Oct, 2014*
4	Shri Venkatesh Babu T. G. Chennai North	2.50	0.00	0	0	0	05 Feb, 2015*
5	Dr. J. Jayavardhan Chennai South	2.50	0.00	0	0	0	28 Oct, 2014*
6	Shri Chandrakasi M. Chidambaram(SC)	2.53	2.02	95	71	1	Mar,2015
7	Shri Nagarajan P. Coimbatore	2.53	1.04	78	75	7	Mar,2015
8	Shri Arunmozhithevan A. Cuddalore	2.53	2.21	77	70	0	Mar,2015
9	Dr. Anbumani Ramadoss Dharamapuri	2.50	0.00	0	0	0	11 Feb, 2015*
10	Shri Udhaya Kumar M. Dindigul	5.00	2.18	89	89	26	Feb,2015
11	Shri Selvakumara Chinnayan S. Erode	2.50	0.00	0	0	0	11 Feb, 2015*
12	Dr. Kamaraj K. Kallakurichi	2.50	0.23	129	89	8	Mar,2015
13	Smt. Maragatham K. Kancheepuram(SC)	2.50	1.86	70	62	2	Feb,2015
14	Shri Radhakrishnan P. Kanniyakumari	2.52	1.80	138	123	0	Mar,2015
15	Dr. Thambidurai M. Karur	2.53	0.55	115	84	0	Mar,2015
16	Shri Ashok Kumar K. Krishnagiri	2.50	1.01	44	42	12	Mar,2015
17	Shri R. Gopalakrishnan Madurai	2.52	1.82	72	58	4	Mar,2015
18	Smt. Bharathi Mohan R. K. Mayiladuthurai	2.50	1.78	143	139	0	Mar,2015
19	Dr. Gopal K. Nagapattinam(SC)	2.50	0.00	0	0	0	27 Jan, 2015*

*Date of release of installment of MPLADS Funds.

20	Shri P. R. Sundaram Namakkal	2.50	0.00	0	0	0	01 Dec, 2014*
21	Shri Gopalakrishnan C. Nilgiris(SC)	2.50	2.11	83	64	24	Mar,2015
22	Shri Marutharajaa R. P. Perambalur	2.50	0.00	0	0	0	14 Oct, 2014*
23	Shri Mahendran C. Pollachi	2.50	0.40	104	59	10	Mar,2015
24	Shri Anwhar Raajhaa A. Ramanathapuram	2.50	0.00	0	0	0	03 Sep, 2014*
25	Shri Pannerselvam V. Salem	2.50	1.44	81	81	6	Mar,2015
26	Shri Senthilnathan PR Sivaganga	5.05	2.27	95	91	0	Feb,2015
27	Shri Krishnan N. Ramachandran Sriperumbudur	2.50	1.94	37	37	4	Feb,2015
28	Smt. Vasanthi M. Tenkasi(SC)	5.03	2.36	50	46	6	Mar,2015
29	Shri Parasuraman K. Thanjavur	5.04	2.17	180	152	18	Mar,2015
30	Shri Parthipan R. Theni	2.50	0.00	0	0	0	14 Oct, 2014*
31	Shri Jeyasingh Thiyagaraj Thoothukkudi	2.50	0.00	0	0	0	24 Jul, 2014*
32	Shri Kumar P. Tiruchirappalli	2.50	0.00	0	0	0	12 Nov, 2014*
33	Shri Prabakaran K. R. P. Tirunelveli	5.03	1.79	52	49	5	Mar,2015
34	Smt V. Sathyabama Tiruppur	2.50	0.56	68	46	12	Mar,2015
35	Dr. Venugopal P. Tiruvallur(SC)	2.50	0.00	0	0	0	12 Jan, 2015*
36	Smt Vanaroja R. Tiruvannamalai	5.00	1.19	116	107	69	Mar,2015
37	Shri Senguttuvan B. Vellore	2.52	2.45	160	160	38	Mar,2015
38	Shri Rajendran S. Viluppuram(SC)	2.50	1.11	159	111	33	Mar,2015
39	Shri Radhakrishnan T. Virudhunagar	2.50	0.00	0	0	0	01 Dec, 2014*
16th Lok Sabha Total		115.34	38.92	2461	2101	306	
Lok Sabha Total		180.94	113.69	2804	2568	2518	

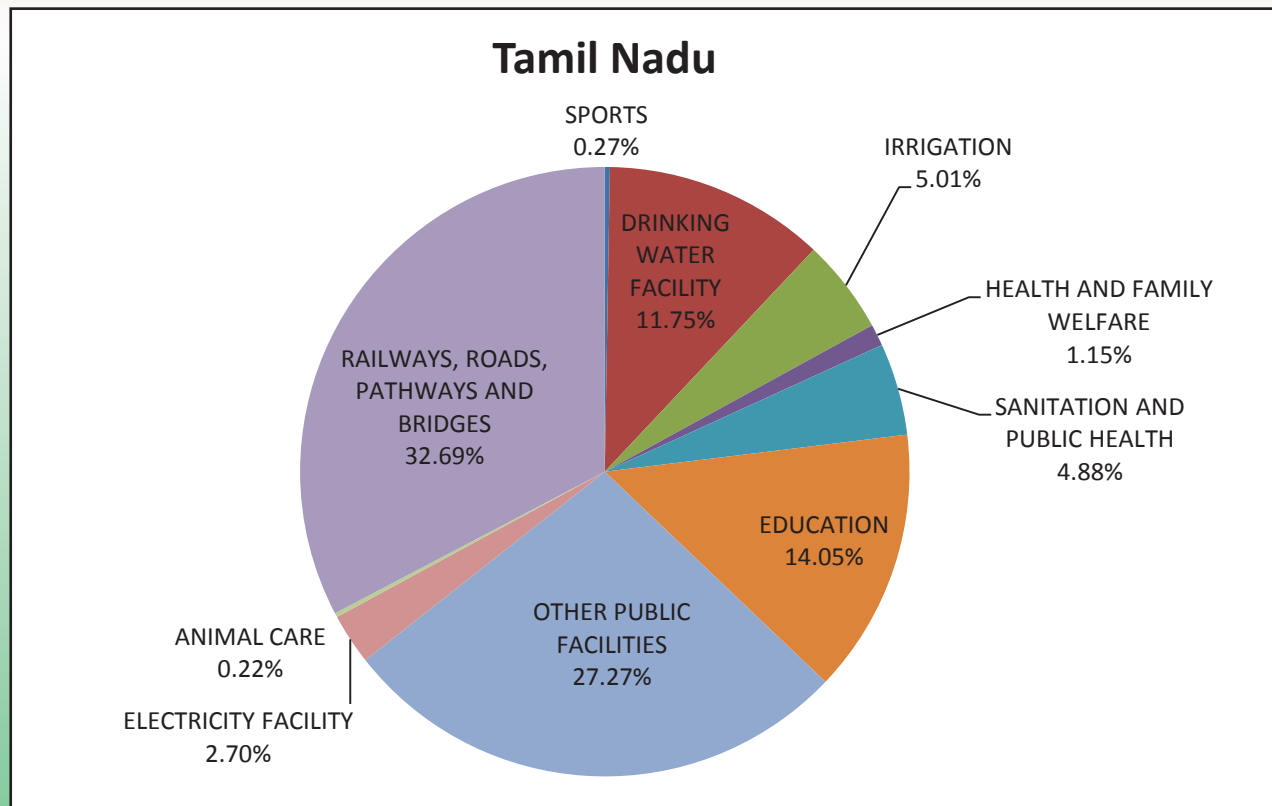
*Date of release of installment of MPLADS Funds.

Member of Rajya Sabha							
1	Shri A. Navaneetha Krishnan Chennai	2.50	0.00	1	1	NA	Mar,2015
2	Shri A.William Rabi Bernard Chennai	2.51	0.00	47	37	23	Oct,2014
3	Shri D. Raja Vellore	0.18	2.55	48	44	27	Mar,2015
4	Shri E.M.Sudarsana Natchiappan Sivaganga	2.56	2.24	58	43	42	Jan,2015
5	Shri K. Selvaraj Coimbatore	2.54	2.17	47	45	18	Mar,2015
6	Dr. K.P. Ramalingam Namakkal	5.05	5.11	53	45	69	Mar,2015
7	Shri K.R Arjunan Nilgiris	0.06	2.50	101	60	34	Mar,2015
8	SMT. Kani mozhi Chennai	2.56	1.14	6	17	NA	Oct,2014
9	Shri Paul Manoj Pandian Tirunelveli	7.55	4.41	35	35	33	Mar,2015
10	Dr R Lakshmanan Villupuram	0.09	1.78	28	11	3	Mar,2015
11	Shri S Muthukaruppan Tirunelveli	2.54	2.38	52	52	NA	Mar,2015
12	Shri S. Thangavelu Tirunelveli	5.07	3.65	48	46	27	Mar,2015
13	Smt Sasikala Pushpa Thoothukudi	2.50	0.00	NA	NA	NA	22 Jul, 2014*
14	Shri T Rathinavel Tiruchirappalli	0.12	2.04	50	49	10	Mar,2015
15	Shri T.K. Rangarajan Chennai	0.09	0.10	28	22	6	Oct,2014
16	Shri Tiruchi Siva Tiruchirappalli	2.50	0.00	NA	NA	NA	10 Dec, 2014*
17	Dr. V. Maitreyan Chennai	2.52	0.00	4	4	1	Oct,2014
18	Smt Vijila Sathyananth Tirunelveli	5.04	2.52	41	40	15	Mar,2015
Rajya Sabha (Sitting) Sub Total		45.98	32.57	647	551	308	
Rajya Sabha (ex-Member) Sub Total		12.85	12.29	77	96	157	
Rajya Sabha Total		58.83	44.86	724	647	465	
State Total		239.77	158.55	3528	3215	2983	

*Date of release of installment of MPLADS Funds.

Summary of Works of each Sector till 31.03.2015

State : Tamil Nadu			
S. No.	Sector	Total Number of Works Sanctioned by the District Authorities	Total Sanctioned Cost of Works (In Rs. lakh)
1	Animal Care	62	150.00
2	Drinking Water Facility	3337	7745.70
3	Education	3991	17032.80
4	Electricity Facility	768	2755.57
5	Health and Family Welfare	327	1422.92
6	Irrigation	1422	6858.06
7	Other Public Facilities	7745	22374.70
8	Railways, Roads, Pathways and Bridges	9284	25679.80
9	Sanitation and Public Health	1386	3098.14
10	Sports	76	388.36
Total		28398	87506.05



3.25 TELANGANA

Telangana has **24** Members of Parliament (**17** Lok Sabha and **7** Rajya Sabha). During the financial year 2014-15, **Rs.112.50 crore** has been released. As reported by the District Authorities, an expenditure of **Rs. 91.64 crore** has been incurred during the year under reference.

During the year 2014-15, **3398** works have been recommended by the MPs, **3484** works (including works recommended during previous years) have been sanctioned by the District Authorities and **4346** works (including works sanctioned during previous years) have been completed.

The Constituency/MP wise details are available in tabular and graphical form in the attached tables.

PHYSICAL AND FINANCIAL STATUS FOR THE YEAR 2014-15 (Telangana)

Sl.No.	Present Member of Parliament Constituency / Nodal District	Release + Interest (Rs. Crore)	Expenditure (Rs. Crore)	Number of works			Remarks (Fig.Upto)
				Recommended	Sanctioned	Completed	
15 th Lok Sabha							
1	Shri Rathod Ramesh Adilabad (ST)	0.09	2.44	248	248	55	Sep,2014
2	Shri Komatireddy Raj Gopal Reddy Bhongir	2.50	2.86	23	23	333	Mar,2015
3	Shri Jaipal Sudini Reddy Chelvella	2.50	2.93	1	6	196	Mar,2015
4	Shri Asaduddin Owaisi Hyderabad	5.01	2.37	11	29	62	Mar,2015
5	Shri Ponnamm Prabhakar Karimnagar	5.35	5.09	267	261	232	Feb,2015
6	Shri. Nama Nageswara Rao Khammam	2.50	3.84	0	166	71	Mar,2015
7	Shri Porika Naik Balram Mahabubabad(ST)	2.50	2.92	0	0	157	Mar,2015
8	Shri K. K. Chandrasekhar Rao Mahabubnagar	2.62	6.94	257	257	595	Mar,2015
9	Shri. Sarvey Sathyanarayana Malkajgiri	2.50	2.13	3	23	54	Mar,2015
10	Smt. M. Vijaya Shanthi Medak	2.63	2.64	79	79	502	Mar,2015
11	Dr. Manda Jagannath Nagarkurnool(SC)	0.10	1.84	0	0	71	Mar,2015
12	Shri Sukender Reddy Gutha Nalgonda	2.50	1.97	0	0	81	Mar,2015
13	Shri Madhu Goud Yaskhi Nizamabad	0.00	5.15	0	69	274	Mar,2015
14	Dr. Gaddam Vivekanand Peddapalle(SC)	2.71	4.14	214	180	204	Feb,2015
15	Shri M. Anjan Kumar Yadav Secunderabad	0.03	1.65	4	11	82	Mar,2015
16	Shri Rajaiah Siricilla Warangal(SC)	2.50	5.82	0	0	318	Mar,2015
17	Shri Suresh Kumar Shetkar Zahirabad	2.62	2.67	19	19	139	Mar,2015
15 th Lok Sabha Total		38.67	57.39	1126	1371	3426	

16th Lok Sabha							
1	Shri Godam Nagesh Adilabad (ST)	2.52	1.15	191	191	51	Mar,2015
2	Dr. Boora Narsaiah Goud Bhongir	2.50	0.00	3	3	0	Mar,2015
3	Shri Konda Vishweshwar Reddy Chelvella	2.50	0.00	7	7	0	Mar,2015
4	Shri Asaduddin Owaisi Hyderabad	5.02	2.85	33	22	0	Mar,2015
5	Shri Vinod Kumar Boinapally Karimnagar	2.50	0.00	0	0	0	Dec,2014
6	Shri Ponguleti Srinivasa Reddy Khammam	5.00	2.20	140	140	0	Mar,2015
7	Prof. Azmeera Seetaram Naik Mahabubabad(ST)	2.50	0.25	60	60	5	Mar,2015
8	Shri AP Jithender Reddy Mahabubnagar	2.50	0.00	121	121	0	Mar,2015
9	Shri Ch. Malla Reddy Malkajiri	2.50	1.72	115	86	43	Mar,2015
10	Shri Kotha Prabhakar Reddy Medak	2.50	0.38	294	294	0	Mar,2015
11	Shri Yellaiah Nandi Nagarkurnool(SC)	2.50	0.00	29	29	0	Mar,2015
12	Shri Gutha Sukhender Reddy Nalgonda	2.50	0.25	39	39	2	Mar,2015
13	Smt. Kalvakuntla Kavitha Nizamabad	2.50	0.61	162	83	14	Mar,2015
14	Shri Balka Suman Peddapalle(SC)	2.50	1.05	199	194	2	Mar,2015
15	Shri Bandaru Dattatreya Secunderabad	2.50	0.00	7	0	0	Mar,2015
16	Shri Dayakar Pasunoori Warangal(SC)	5.00	0.55	205	205	68	Mar,2015
17	Shri B. B. Patil Zahirabad	2.50	0.00	26	26	0	Mar,2015
16th Lok Sabha Total		50.04	11.00	1631	1500	185	
Lok Sabha Total		88.71	68.39	2757	2871	3611	

Member of Rajya Sabha							
1	Shri Ananda Bhaskar Rapolu Warangal	2.50	1.83	100	93	52	Mar,2015
2	Shri C.M. Ramesh Kadapa	2.59	2.04	22	22	50	Feb,2015
3	Shri Garikapati Mohan Rao Warangal	2.50	0.95	63	63	38	Mar,2015
4	Smt. Gundu Sudharani Warangal	2.50	4.83	96	106	150	Mar,2015
5	Dr K.V.P. Ramachandra Rao Krishna	2.55	1.00	1	1	10	Feb,2015
6	Shri Palvai Govardhan Reddy Nalgonda	5.00	4.27	126	125	195	Mar,2015
7	Shri V. Hanumantha Rao Hyderabad	7.58	8.34	233	203	240	Mar,2015
Rajya Sabha (Sitting) Sub Total		25.22	23.25	641	613	735	
Rajya Sabha Total		25.22	23.25	641	613	735	
State Total		113.93	91.64	3398	3484	4346	

3.26 TRIPURA

Tripura has **3** Members of Parliament (**2** Lok Sabha and **1** Rajya Sabha). During the financial year 2014-15, **Rs.12.50 crore** has been released. As reported by the District Authorities, an expenditure of **Rs.9.96 crore** has been incurred during the said year.

During the year 2014-15, **106** works have been recommended by the MPs, **99** works (including works recommended during previous years) have been sanctioned by the District Authorities and **104** works (including works sanctioned during previous years) have been completed.

As per the Work Monitoring System of MPLADS website, Maximum works have been sanctioned in Other Public Facilities (33.24%) followed by Education (29.02%) and Railways, Roads, Pathways and Bridges (10.76%) in the state till 31.03.2015.

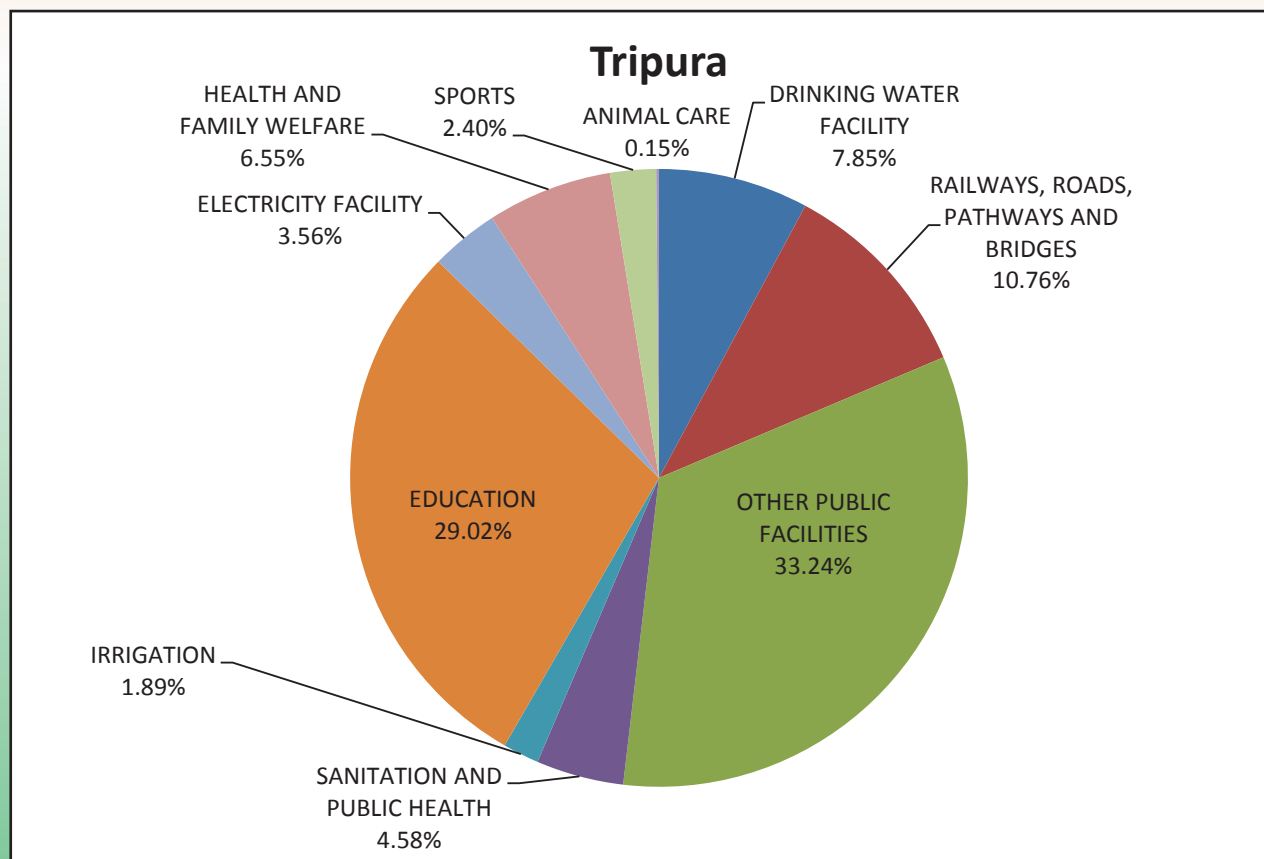
The Constituency/MP wise details and Sector-wise Distribution of Works are available in tabular and graphical form in the attached tables.

PHYSICAL AND FINANCIAL STATUS FOR THE YEAR 2014-15 (Tripura)

Sl.No.	Present Member of Parliament Constituency / Nodal District	Release + Interest (Rs. Crore)	Expenditure (Rs. Crore)	Number of works			Remarks (Fig.Upto)
				Recommended	Sanctioned	Completed	
15 th Lok Sabha							
1	Shri Baju Ban Riyan Tripura East(ST)	0.00	0.00	0	0	0	Jan,2014
2	Shri Khagen Das Tripura West	2.50	3.48	16	16	42	Mar,2015
15 th Lok Sabha Total		2.50	3.48	16	16	42	
16 th Lok Sabha							
1	Shri Jitendra Choudhury Tripura East(ST)	2.52	0.12	24	17	0	Mar,2015
2	Shri Sankar Prasad Datta Tripura West	2.53	2.50	17	17	17	Mar,2015
16 th Lok Sabha Total		5.04	2.62	41	34	17	
Lok Sabha Total		7.54	6.1	57	50	59	
Member of Rajya Sabha							
1	Smt. Jharna Das Baidya West Tripura	5.03	3.86	49	49	45	Mar,2015
Rajya Sabha (Sitting) Sub Total		5.03	3.86	49	49	45	
Rajya Sabha (ex-Member) Sub Total		0.00	0.00	0	0	0	
Rajya Sabha Total		5.03	3.86	49	49	45	
State Total		12.57	9.96	106	99	104	

Summary of Works of each Sector till 31.03.2015

State : Tripura			
S. No.	Sector	Total Number of Works Sanctioned by the District Authorities	Total Sanctioned Cost of Works (In Rs. lakh)
1	Animal Care	2	7.00
2	Drinking Water Facility	108	135.22
3	Education	399	2142.72
4	Electricity Facility	49	306.53
5	Health and Family Welfare	90	457.93
6	Irrigation	26	103.31
7	Other Public Facilities	457	2989.20
8	Railways, Roads, Pathways and Bridges	148	554.93
9	Sanitation and Public Health	63	120.20
10	Sports	33	150.44
Total		1375	6967.48



3.27 UTTAR PRADESH

Uttar Pradesh has **111** Members of Parliament (**80** Lok Sabha and **31** Rajya Sabha). During the financial year 2014-15, **Rs.375.00 crore** has been released. As reported by the District Authorities, an expenditure of **Rs. 317.62 crore** has been incurred during the year under reference.

During the year 2014-15, **9384** works have been recommended by the MPs, **8271** works (including works recommended during previous years) have been sanctioned by the District Authorities and **11853** works (including works sanctioned during previous years) have been completed.

As per the Work Monitoring System of MPLADS website, Maximum works have been sanctioned in Railways, Roads, Pathways and Bridges (56.39%) followed by Education (15.44%) and Electricity Facility (7.67%) in the state till 31.03.2015.

The Constituency/MP wise details and Sector-wise Distribution of Works are available in tabular and graphical form in the attached tables.

PHYSICAL AND FINANCIAL STATUS FOR THE YEAR 2014-15 (Uttar Pradesh)

Sl.No.	Present Member of Parliament Constituency / Nodal District	Release + Interest (Rs. Crore)	Expenditure (Rs. Crore)	Number of works			Remarks (Fig.Upto)
				Recommended	Sanctioned	Completed	
15 th Lok Sabha							
1	Dr. (Prof.) Ram Shankar Verma Agra(SC)	0.15	4.06	5	33	180	Mar,2015
2	Shri Raja Ram Pal Akbarpur	2.54	5.68	844	844	728	May,2014
3	Smt. Raj Kumari Chauhan Aligarh	0.03	0.74	0	0	17	Mar,2015
4	Shri Kunwar Rewati Raman Singh Allahabad	0.00	0.00	0	0	0	Jan,2014
5	Shri Rakesh Pandey Ambedkar Nagar	0.00	0.00	0	0	0	Jan,2014
6	Shri Rahul Gandhi Amethi	2.50	4.20	0	31	30	Jan,2015
7	Shri Devendra Nagpal Amroha	2.30	0.00	0	0	0	Feb,2014
8	Smt. Maneka Gandhi Aonla	0.23	3.59	56	54	96	Mar,2015
9	Shri Ramakant Yadav Azamgarh	0.00	0.00	0	0	0	Jan,2014
10	Shri Dharmendra Yadav Badaun	0.00	0.00	0	0	0	Dec,2013
11	Shri Ajit Singh Baghpat	0.00	0.00	0	0	0	Jan,2014
12	Shri Kamal Kishor Bahraich(SC)	0.11	0.41	27	27	7	Apr,2014
13	Shri Neeraj Shekhar Ballia	0.00	0.00	0	0	0	Jan,2014
14	Shri R. K. Singh Patel Banda	0.31	2.93	253	111	124	Dec,2014
15	Shri Kamlesh Paswan Bansgaon(SC)	2.75	5.25	250	250	206	Sep,2014
16	Shri P. L. Punia Barabanki(SC)	0.00	0.00	0	0	0	Dec,2013
17	Shri Praveen Singh Aron Bareilly	0.00	0.00	0	0	0	Feb,2014
18	Shri Arvind Kumar Chaudhary Basti	0.00	2.54	0	0	30	Mar,2015

19	Shri Gorakh Nath Pandey Bhadohi	0.00	0.00	0	0	0	Dec,2013
20	Shri Sanjay Singh Chauhan Bijnor	0.04	2.07	7	6	84	Mar,2015
21	Shri Kamlesh Balmiki Bulandshahr(SC)	0.09	2.20	0	2	73	Mar,2015
22	Shri Ram kishun Chandauli	0.18	1.97	0	0	0	Aug,2014
23	Shri Gorakh Prasad Jaiswal Deoria	0.00	0.00	0	0	0	Dec,2013
24	Shri Kunwar Jitin Prasad Dhaurahra	0.21	3.38	44	11	1050	Mar,2015
25	Shri Jagdambika Pal Domariyaganj	0.04	1.14	0	2	58	Mar,2015
26	Shri Kalyan Singh Etah	0.07	2.66	24	24	658	Mar,2015
27	Shri Premdas Katheria Etawah(SC)	0.00	0.00	0	0	0	Sep,2013
28	Shri Nirmal Khatri Faizabad	0.04	1.06	0	0	162	Mar,2015
29	Shri Salman Khursheed Farrukhabad	5.00	4.67	0	2	60	Mar,2015
30	Shri Rakesh Sachan Fatehpur	2.50	2.07	0	0	55	Aug,2014
31	Smt. Seema Upadhyay Fatehpur Sikri	0.19	3.03	0	0	73	Mar,2015
32	Shri Raj Babbar Firozabad	0.00	0.00	0	0	0	Dec,2013
33	Shri Surendra Singh Nagar Gautam Buddha Nagar	0.20	4.31	28	28	133	Mar,2015
34	Shri Rajnath Singh Ghaziabad	0.00	0.00	0	0	0	Jan,2014
35	Shri Radhey Mohan Singh Ghazipur	0.00	0.00	0	0	0	Dec,2013
36	Shri Dara Singh Chauhan Ghosi	0.00	0.00	0	0	0	Jan,2014
37	Shri Beni Prasad Verma Gonda	0.00	0.92	0	0	28	Jan,2015
38	Shri Yogi Adityanath Gorakhpur	2.66	3.89	70	71	90	Sep,2014
39	Shri Vijay Bahadur Singh Hamirpur	2.50	0.00	0	0	0	Jun,2014

40	Smt. Usha Verma Hardoi (SC)	0.00	0.00	0	0	0	Nov,2013
41	Smt. Sarika Devendra Singh Hathras (SC)	0.02	2.51	0	0	54	Mar,2015
42	Shri Ghansyam Anuragi Jalaun(SC)	0.13	0.18	64	0	18	Mar,2015
43	Shri Dhananjay Singh Jaunpur	0.16	2.93	49	24	36	Jun,2014
44	Shri Pradeep Kumar Jain (Aditya) Jhansi	0.00	2.94	0	0	96	Jan,2015
45	Smt. Begum Tabassum Hasan Kairana	0.00	0.00	0	0	0	Jan,2014
46	Shri Brijbhushan Sharan Singh Kaiserganj	0.00	1.54	1	1	51	Jan,2015
47	Smt. Dimple Yadav Kannauj	2.57	3.85	49	32	44	Oct,2014
48	Shri Shriprakash Jaiswal Kanpur	2.50	0.00	0	0	0	Mar,2014
49	Shri Shailendra Kumar Kaushambi(SC)	2.59	4.34	491	487	319	Mar,2015
50	Shri Zafar Ali Naqvi Kheri	0.13	3.86	706	677	1634	Mar,2015
51	Ku. Ratanjeet Pratap Narain Singh Kushi Nagar	0.00	0.00	0	0	0	Nov,2013
52	Dr. Baliram Lalganj (SC)	2.60	2.70	0	0	692	Jul,2014
53	Shri Lal Ji Tandon Lucknow	2.50	3.15	86	46	62	Jun,2014
54	Shri Soraj Tufani Machhlishahr(SC)	0.11	2.40	94	73	36	May,2014
55	Shri Harsh Vardhan Maharajganj	0.05	5.03	123	123	125	Mar,2015
56	Shri Mulayam Singh Yadav Mainpuri	0.11	3.33	16	8	53	Mar,2015
57	Shri Jayant Chaudhary Mathura	0.00	2.99	20	22	106	Feb,2015
58	Shri Rajendra Agarwal Meerut	0.00	2.94	9	9	109	Mar,2015
59	Shri Bal Kumar Patel Mirzapur	0.00	3.33	0	0	67	Mar,2015
60	Shri Ashok Kumar Rawat Misrikh(SC)	0.00	4.15	1	1	17	Mar,2015

61	Smt. Sushila Saroj Mohanlalganj(SC)	0.00	0.00	0	0	0	Nov,2013
62	Shri Mohammed Azharuddin Moradabad	0.00	0.00	0	0	0	Sep,2013
63	Shri Kadir Rana Muzaffarnagar	0.04	4.24	52	88	130	Dec,2014
64	Shri Yashvir Singh Nagina(SC)	0.00	3.00	0	0	66	Mar,2015
65	Shri Kapil Muni Karwariya Phulpur	0.00	0.00	0	0	0	Jan,2014
66	Shri Feroze Varun Gandhi Pilibhit	0.08	3.26	1	5	46	Feb,2015
67	Smt. Rajkumari Ratna Singh Pratapgarh	0.00	0.00	0	0	0	Dec,2013
68	Smt. Sonia Gandhi Rae Bareli	2.65	3.83	0	20	40	Mar,2015
69	Smt. Jaya Prada Nahata Rampur	0.00	0.00	0	0	0	Dec,2013
70	Shri Pakauri Lal Robertsganj(SC)	0.11	3.40	102	125	72	Jun,2014
71	Shri Jagdish Singh Rana Saharanpur	0.01	1.42	0	0	92	Mar,2015
72	Shri Ramashankar Rajbhar Salempur	0.00	0.00	0	0	0	Dec,2013
73	Dr. Shafiqur Rahman Barq Sambhal	2.97	4.96	92	92	49	Feb,2015
74	Shri Bhism Shankar Alias Kushal Sant Kabir Nagar	0.00	0.00	0	0	0	Nov,2013
75	Shri Mithlesh Kumar Shahjahanpur(SC)	0.00	0.00	0	0	0	Nov,2013
76	Shri Vinay Kumar Vinnu Pandey Shrawasti	0.00	0.74	0	0	41	Jan,2015
77	Smt. Qaiser Jahan Sitapur	0.00	1.08	1	1	49	Mar,2015
78	Dr. Sanjay Singh Sultanpur	2.75	4.84	0	22	27	Mar,2015
79	Smt. Annu Tandon Unnao	0.15	2.92	27	27	31	Mar,2015
80	Dr. Murli Manohar Joshi Varanasi	0.09	2.32	0	5	45	Mar,2015
15th Lok Sabha Total		46.97	150.94	3592	3384	8149	

16th Lok Sabha							
1	Dr. Ram Shankar Katheria Agra(SC)	2.51	1.01	18	18	0	Mar,2015
2	Shri Devendra Singh Alias Bhole Akbarpur	2.50	2.05	29	29	22	Mar,2015
3	Shri Satish Kumar Aligarh	2.54	0.46	12	12	0	Feb,2015
4	Shri Shyama Charan Gupta Allahabad	2.56	0.46	152	33	0	Mar,2015
5	Shri Hari Om Pandey Ambedkar Nagar	5.00	0.04	5	5	0	Feb,2015
6	Shri Rahul Gandhi Amethi	5.00	1.86	51	34	0	Jan,2015
7	Shri Kanwar Singh Tanwar Amroha	2.50	0.92	110	97	52	Mar,2015
8	Shri Dharmendra Kumar Aonla	2.53	0.00	9	9	0	Mar,2015
9	Shri Mulayam Singh Yadav Azamgarh	2.54	1.12	27	26	1	Mar,2015
10	Shri Dharmendra Yadav Badaun	2.50	0.00	0	0	0	21 Oct, 2014*
11	Dr. Satya Pal Singh Baghpat	2.50	0.00	0	0	0	14 Oct, 2014*
12	Smt. Sadhvi Savitri Bai Foole Bahraich(SC)	2.52	1.75	30	30	9	Mar,2015
13	Shri Bharat Singh Ballia	2.50	0.00	0	0	0	28 Oct, 2014*
14	Shri Bhairon Prasad Mishra Banda	2.50	1.64	34	29	0	Mar,2015
15	Shri Kamlesh Paswan Bansgaon(SC)	2.52	1.13	55	59	7	Mar,2015
16	Shri Priyanka Singh Rawat Barabanki(SC)	2.50	1.03	501	501	300	Mar,2015
17	Shri Sontosh Kumar Gangwar Bareilly	2.53	0.00	39	39	0	Mar,2015
18	Shri Harish Chandra Alias Harish Basti	2.53	0.04	142	44	0	Mar,2015
19	Shri Virendra Singh Bhadohi	2.50	0.00	0	0	0	16 Oct, 2014*
20	Shri Kunwar Bhartendra Bijnor	2.50	0.00	21	15	0	Mar,2015

*Date of release of installment of MPLADS Funds.

21	Shri Bhola Singh Bulandshahr(SC)	2.54	0.01	70	0	0	Mar,2015
22	Dr. Mahendra Nath Pandey Chandauli	2.50	0.10	1	1	0	Mar,2015
23	Shri Kalraj Mishra Deoria	2.55	0.71	49	49	0	Mar,2015
24	Smt. Rekha Dhaurahra	2.54	0.19	18	18	1	Mar,2015
25	Shri Jagdambika Pal Domariyaganj	2.52	0.00	1	0	0	Mar,2015
26	Shri Rajveer Singh (Raju Bhaiya) Etah	2.53	0.05	136	136	1	Mar,2015
27	Shri Ashok Kumar Doharey Etawah(SC)	2.50	0.00	0	0	0	03 Dec, 2014*
28	Shri Lallu Singh Faizabad	2.50	0.05	12	0	0	Mar,2015
29	Shri Mukesh Rajput Farrukhabad	2.50	0.00	4	0	0	Mar,2015
30	Sadhv Niranjan Jyoti Fatehpur	2.55	0.22	47	47	0	Mar,2015
31	Shri Babulal Fatehpur Sikri	2.52	1.20	15	13	0	Mar,2015
32	Shri Akshay Yadav Firozabad	2.53	0.07	16	16	1	Mar,2015
33	Dr. Mahesh Sharma Gautam Buddha Nagar	2.50	0.54	22	22	1	Mar,2015
34	Dr. Vijay Kumar Singh Ghaziabad	2.52	0.12	98	30	0	Mar,2015
35	Shri Manoj Sinha Ghaziipur	2.50	0.00	0	0	0	27 Oct, 2014*
36	Shri Harinarayan Rajbhar Ghosi	5.00	1.87	36	22	8	Jan,2015
37	Shri Kirti Vardhan Singh Gonda	2.52	1.00	36	36	0	Feb,2015
38	Shri Yogi Adityanath Gorakhpur	2.52	1.50	44	44	1	Mar,2015
39	Shri Kanwar Pushpendra Singh Hamirpur	2.50	0.00	0	0	0	22 Sep, 2014*
40	Shri Anshul Verma Hardoi (SC)	2.50	1.55	11	11	1	Mar,2015

*Date of release of installment of MPLADS Funds.

MPLADS Annual Report 2014-15

41	Shri Rajesh Kumar Diwaker Hathras (SC)	2.54	0.00	54	0	0	Mar,2015
42	Shri Bhanu Pratap Singh Verma Jalaun(SC)	2.50	0.00	0	0	0	14 Oct, 2014*
43	Shri Krishna Pratap "K. P." Jaunpur	2.52	1.15	23	13	0	Mar,2015
44	Km. Uma Bharati Jhansi	2.50	0.50	11	11	0	Mar,2015
45	Shri Hukum Singh Kairana	5.00	0.73	30	28	0	Jan,2015
46	Shri Brij Bhusan Sharan Singh Kaiserganj	2.50	0.00	0	0	0	03 Sep, 2014*
47	Smt. Dimple Yadav Kannauj	2.50	0.00	0	0	0	03 Dec, 2014*
48	Dr. Murli Monohar Joshi Kanpur	2.50	2.01	21	21	17	Mar,2015
49	Shri Vinod Kumar Sonkar Kaushambi(SC)	2.50	0.00	0	0	0	Mar,2015
50	Shri Ajay Kumar Kheri	2.50	0.05	14	14	1	Mar,2015
51	Shri Rajesh Pandey Urf Guddu Kushi Nagar	5.02	4.15	101	101	21	Mar,2015
52	Smt. Neelam Sonkar Lalganj (SC)	2.50	0.00	0	0	0	07 Oct, 2014*
53	Shri Raj Nath Singh Lucknow	2.50	0.75	164	117	0	Mar,2015
54	Shri Ram Charitra Nishad Machhlisahr(SC)	2.53	0.23	27	14	0	Mar,2015
55	Shri Pankaj Chowdhary Maharajganj	2.50	0.00	0	0	0	03 Sep, 2014*
56	Shri Tej Pratap Singh Yadav Mainpuri	2.50	0.66	28	24	0	Mar,2015
57	Smt. Hema Malini Mathura	5.00	0.49	39	35	0	Feb,2015
58	Shri Rajendra Agarwal Meerut	2.50	0.00	0	0	0	27 Oct, 2014*
59	Smt. Anupriya Singh Patel Mirzapur	2.50	0.00	10	0	0	Mar,2015
60	Smt. Anju Bala Misrikh(SC)	2.50	0.21	10	10	0	Mar,2015
61	Shri Kaushal Kishore Mohanlalganj(SC)	2.50	0.65	26	11	0	Mar,2015

*Date of release of installment of MPLADS Funds.

62	Shri Kunwer Servesh Kumar Moradabad	2.50	0.00	0	0	0	14 Oct, 2014*
63	Dr. Sanjeev Kumar Balyan Muzaffarnagar	5.00	0.56	37	36	1	Feb,2015
64	Shri Yashwant Singh Nagina(SC)	2.50	0.56	31	29	0	Mar,2015
65	Shri Keshav Prasad Maurya Phulpur	2.57	0.65	156	32	3	Mar,2015
66	Smt. Maneka Sanjay Gandhi Pilibhit	5.02	1.99	30	30	9	Mar,2015
67	Shri Kuwar Harivansh Singh Pratapgarh	2.50	0.00	0	0	0	15 Sep, 2014*
68	Smt. Sonia Gandhi Rae Bareli	2.50	0.00	0	0	0	14 Nov, 2014*
69	Dr. Nepal Singh Rampur	5.00	0.43	123	104	3	Feb,2015
70	Shri Chhotelal Robertsganj(SC)	2.53	1.72	77	41	0	Mar,2015
71	Shri Raghav Lakhanpal Saharanpur	5.00	1.02	33	33	0	Feb,2015
72	Shri Ravindra Kushawaha Salempur	2.50	0.00	0	0	0	14 Oct, 2014*
73	Shri Satyapal Singh Sambhal	2.54	1.10	227	128	28	Mar,2015
74	Shri Sharad Tripathi Sant Kabir Nagar	2.50	0.00	0	0	0	07 Oct, 2014*
75	Smt Krishna Raj Shahjahanpur(SC)	2.50	0.00	0	0	0	27 Oct, 2014*
76	Shri Daddan Mishra Shrawasti	5.04	1.24	24	24	0	Mar,2015
77	Shri Rajesh Verma Sitapur	5.00	0.95	18	18	3	Mar,2015
78	Shri Feroze Varun Gandhi Sultanpur	5.00	1.86	13	13	4	Mar,2015
79	Shri Swami Sachchidanand Hari Unnao	2.54	0.32	24	24	0	Mar,2015
80	Shri Narendra Modi Varanasi	2.55	0.40	35	21	1	Mar,2015
16th Lok Sabha Total		233.51	47.07	3237	2357	496	
Lok Sabha Total		280.48	198.01	6829	5741	8645	

*Date of release of installment of MPLADS Funds.

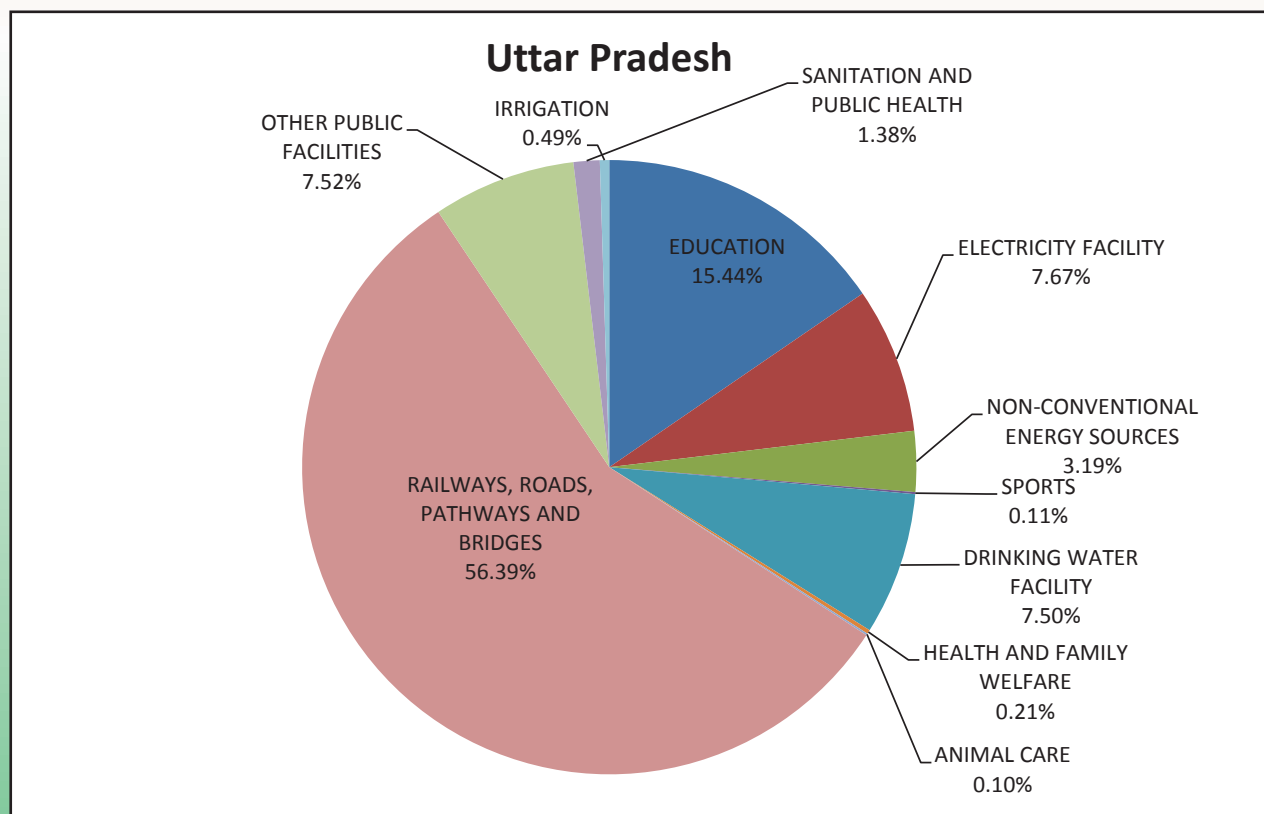
Member of Rajya Sabha							
1	Shri Alok Tiwari Siddharth Nagar	2.59	0.95	14	7	17	Mar,2015
2	Shri Ambeth Rajan Gautambudhnagar	5.18	5.08	67	67	69	Mar,2015
3	Shri Arvind Kumar Singh Ghazipur	5.39	5.86	72	72	97	Jan,2015
4	Dr. Chandrapal Singh Yadav Jhansi	0.00	0.00	NA	NA	NA	-
5	Shri Chaudhary Munavver Saleem Rampur	0.13	1.43	35	39	20	Mar,2015
6	Shri Darshan Singh Yadav Mainpuri	5.00	4.80	11	11	26	Dec,2014
7	Shri. Javed Ali Khan Moradabad	2.50	0.00	NA	NA	NA	20 Jan, 2015*
8	Smt Jaya Bachchan Sant Ravidas Nagar	3.02	2.51	NA	5	4	Jan,2015
9	Shri Jugal Kishore Kheri	2.60	0.99	6	6	16	Mar,2015
10	Smt Kanak Lata Singh Deoria	2.60	1.44	79	79	60	Feb,2015
11	Shri Kiranmay Nanda Lucknow	2.86	3.02	26	26	27	Sep,2014
12	Shri Manohar. Parrikar Lucknow	0.00	0.00	NA	NA	NA	-
13	Km Mayawati Lucknow	5.03	4.63	14	14	12	Nov,2014
14	Shri Mukhtar Abbas Naqvi Jyotiba Pholenagar	5.07	2.84	30	22	21	Nov,2014
15	Shri Munquad Ali Muzaffarnagar	2.50	1.97	17	17	66	Mar,2015
16	Shri Narendra Kumar Kashyap Ghaziabad	2.59	5.33	35	30	67	Mar,2015
17	Shri Naresh Agrawal Lucknow	2.50	5.27	47	47	52	Feb,2015
18	Shri Neeraj Shekhar Ballia	0.00	0.00	NA	NA	NA	-
19	Shri P.L. Punia Barabanki	2.50	0.00	NA	NA	NA	02 Jan, 2015*
20	Shri Pramod Tiwari Pratapgarh	2.50	0.81	39	39	NA	Sep,2014

*Date of release of installment of MPLADS Funds.

21	Shri Raja ram Azamgarh	2.53	6.25	51	51	37	Dec,2014
22	Shri Rajpal Singh Saini Muzaffarnagar	5.09	6.91	68	67	105	Mar,2015
23	Shri Ram Gopal Yadav Etawah	2.56	2.95	453	453	996	Dec,2014
24	Shri Ravi Prakash Verma Kheri	2.51	0.00	NA	NA	NA	Mar,2015
25	Shri Salim Ansari Mau	5.16	6.38	174	161	155	Mar,2015
26	Shri Satish Chandra Misra Lucknow	0.00	0.00	NA	NA	NA	Mar,2010
27	Shri Satish Kumar Sharma Rae Bareli	3.64	2.51	NA	34	63	Mar,2015
28	Dr. Tazeen Fatma Rampur	0.00	0.00	NA	NA	NA	-
29	Shri Veer Singh Moradabad	2.96	6.34	332	420	583	Feb,2015
30	Shri Vinay Katiyar Faizabad	2.58	3.08	42	42	77	Mar,2015
31	Shri Vishambhar Prasad Nishad Banda	2.53	0.38	50	49	4	Mar,2015
Rajya Sabha (Sitting) Sub Total		84.11	81.75	1662	1758	2574	
Rajya Sabha (ex-Member) Sub Total		21.12	37.86	893	772	634	
Rajya Sabha Total		105.23	119.61	2555	2530	3208	
State Total		385.71	317.62	9384	8271	11853	

Summary of Works of each Sector till 31.03.2015

State : Uttar Pradesh			
S. No.	Sector	Total Number of Works Sanctioned by the District Authorities	Total Sanctioned Cost of Works (In Rs. lakh)
1	Animal Care	87	303.01
2	Drinking Water Facility	6706	17433.10
3	Education	13803	37547.30
4	Electricity Facility	6858	11961.60
5	Health and Family Welfare	190	1266.74
6	Irrigation	440	1588.59
7	Non-Conventional Energy Sources	2851	1497.71
8	Other Public Facilities	6728	25680.90
9	Railways, Roads, Pathways and Bridges	50424	162335
10	Sanitation and Public Health	1230	3470.19
11	Sports	97	409.72
Total		89414	263493.90



3.28 UTTARAKHAND

Uttarakhand has **8** Members of Parliament (**5** Lok Sabha and **3** Rajya Sabha). During the financial year 2014-15, **Rs.30.00 crore** has been released. As reported by the District Authorities, an expenditure of **Rs. 20.20 crore** has been incurred during the year under reference.

During the year 2014-15, **1738** works have been recommended by the MPs, **1705** works (including works recommended during previous years) have been sanctioned by the District Authorities and **867** works (including works sanctioned during previous years) have been completed.

As per the Work Monitoring System of MPLADS website, Maximum works have been sanctioned in Railways, Roads, Pathways and Bridges (41.36%) followed by Education (23.03%) and Other Public Facilities (21.71%) in the state till 31.03.2015.

The Constituency/MP wise details and Sector-wise Distribution of Works are available in tabular and graphical form in the attached tables.

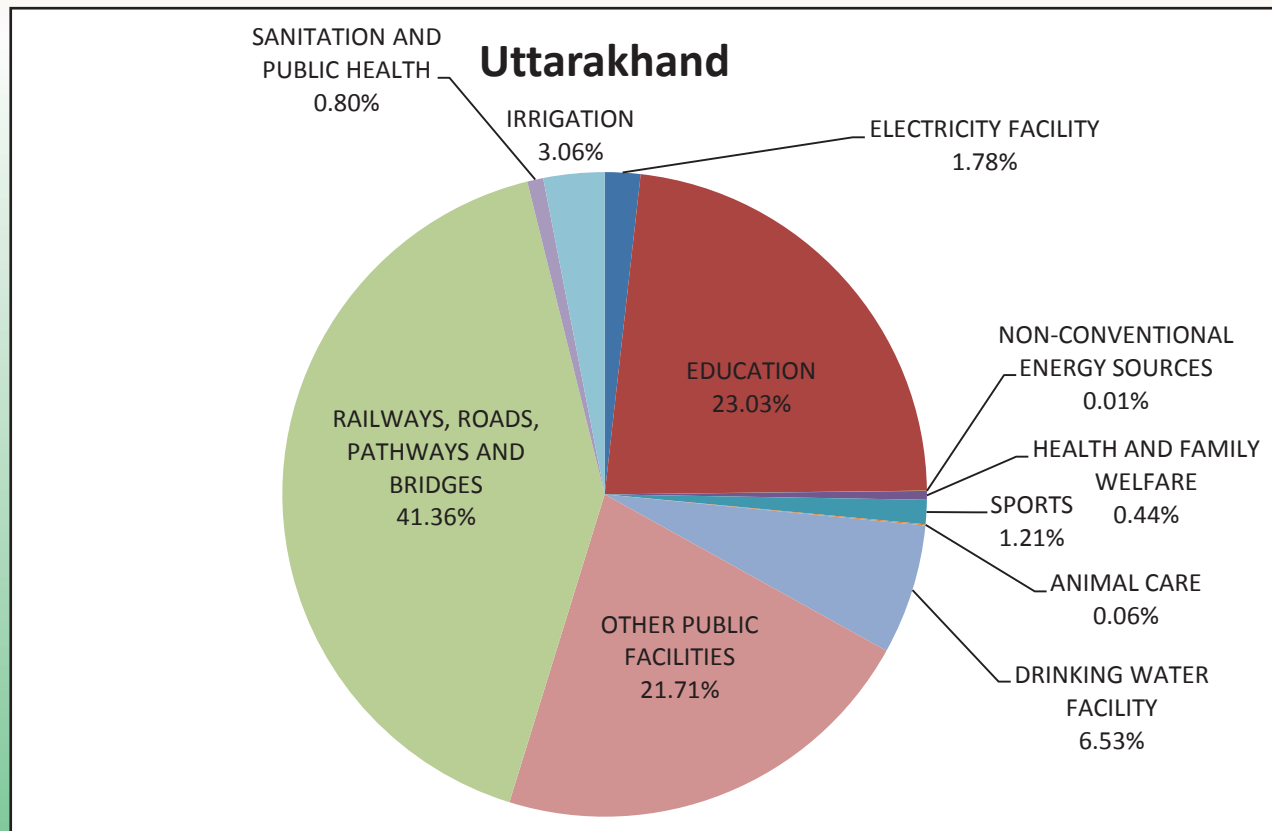
PHYSICAL AND FINANCIAL STATUS FOR THE YEAR 2014-15 (Uttarakhand)

Sl.No.	Present Member of Parliament Constituency / Nodal District	Release + Interest (Rs. Crore)	Expenditure (Rs. Crore)	Number of works			Remarks (Fig.Upto)
				Recommended	Sanctioned	Completed	
15 th Lok Sabha							
1	Shri Pradeep Tamta Almora(SC)	2.52	3.36	210	210	421	Mar,2015
2	Shri Satpal Maharaj Garhwal	0.00	0.00	0	0	0	Jan,2014
3	Shri Harish Rawat Hardwar	2.68	5.11	136	259	146	Jun,2014
4	Shri K.C. Singh Baba Nainital Udham Singh Nag.	0.00	0.00	0	0	0	Jan,2014
5	Smt Mala Rajya Laxmi Shah Tehri Garhwal	5.05	0.68	718	495	24	Mar,2015
15 th Lok Sabha Total		10.25	9.15	1064	964	591	
16 th Lok Sabha							
1	Shri Ajay Tamta Almora(SC)	2.50	0.00	0	0	0	18 Mar, 2015*
2	Shri Maj Gen (Ret) Bhuwan Garhwal	2.50	0.00	0	0	0	08 Jan, 2015*
3	Dr. Ramesh Pokhriyal Nishank Hardwar	2.56	0.39	219	208	4	Mar,2015
4	Shri Bhagat Singh Koshyari Nainital Udham Singh Nag.	2.50	0.00	0	0	0	08 Sep, 2014*
5	Smt. Mala Rajya Laxmi Shah Tehri Garhwal	2.52	2.26	197	197	0	Mar,2015
16 th Lok Sabha Total		12.58	2.65	416	405	4	
Lok Sabha Total		22.83	11.8	1480	1369	595	
Member of Rajya Sabha							
1	Shri Mahendra Singh Mahra Haridwar	5.55	4.01	142	222	151	Jun,2014
2	Shri Tarun Vijay Dehradun	0.00	0.90	19	17	19	Mar,2015
Rajya Sabha (Sitting) Sub Total		5.55	4.91	161	239	170	
Rajya Sabha (ex-Member) Sub Total		3.33	3.49	97	97	102	
Rajya Sabha Total		8.88	8.4	258	336	272	
State Total		31.71	20.2	1738	1705	867	

*Date of release of installment of MPLADS Funds.

Summary of Works of each Sector till 31.03.2015

State : Uttarakhand			
S. No.	Sector	Total Number of Works Sanctioned by the District Authorities	Total Sanctioned Cost of Works (In Rs. lakh)
1	Animal Care	4	8.00
2	Drinking Water Facility	446	482.56
3	Education	1574	1949.33
4	Electricity Facility	122	64.92
5	Health and Family Welfare	30	143.25
6	Irrigation	209	235.09
7	Non-Conventional Energy Sources	1	0.50
8	Other Public Facilities	1484	2120.58
9	Railways, Roads, Pathways and Bridges	2827	3913.10
10	Sanitation and Public Health	55	104.14
11	Sports	83	104.85
Total		6835	9126.32



3.29 WEST BENGAL

West Bengal has **58** Members of Parliament (**42** Lok Sabha and **16** Rajya Sabha). During the financial year 2014-15, **Rs.267.50 crore** has been released. As reported by the District Authorities, an expenditure of **Rs.204.91 crore** has been incurred during the year under reference.

During the year 2014-15, **4099** works have been recommended by the MPs, **3653** works (including works recommended during previous years) have been sanctioned by the District Authorities and **3633** works (including works sanctioned during previous years) have been completed.

As per the Work Monitoring System of MPLADS website, Maximum works have been sanctioned in Education (32.58%) followed by Railways, Roads, Pathways and Bridges (23.75%) and Other Public Facilities (13.18%) in the state till 31.03.2015.

The Constituency/MP wise details and Sector-wise Distribution of Works are available in tabular and graphical form in the attached tables.

PHYSICAL AND FINANCIAL STATUS FOR THE YEAR 2014-15 (West Bengal)

Sl.No.	Present Member of Parliament Constituency / Nodal District	Release + Interest (Rs. Crore)	Expenditure (Rs. Crore)	Number of works			Remarks (Fig.Upto)
				Recommended	Sanctioned	Completed	
15 th Lok Sabha							
1	Shri Manohar Tirkey Alipurduars(ST)	0.01	2.62	35	35	40	Nov,2014
2	Shri Sakti Mohan Malik Arambag(SC)	5.16	6.61	34	37	44	Mar,2015
3	Shri Bansa Gopal Choudhary Asansol	2.52	5.10	1	2	108	Mar,2015
4	Shri Adhir Ranjan Chowdhury Baharampur	2.73	2.15	3	3	22	Mar,2015
5	Shri Prasanta Kumar Majumdar Balurghat	2.65	4.02	1	12	59	Mar,2015
6	Shri Gobinda Chandra Naskar Bangaon(SC)	0.25	0.26	2	5	71	Oct,2014
7	Shri Basudeb Acharia Bankura	5.00	4.81	0	0	71	Mar,2015
8	Dr. (Smt.) Kakoli Ghosh Dastidar Barasat	0.00	0.24	1	1	12	Oct,2014
9	Shri Anup Kumar Saha Bardhaman Purba(SC)	5.04	5.26	9	9	144	Mar,2015
10	Shri Sk. Saidul Haque Bardhaman-durgapur	5.04	4.85	3	3	106	Mar,2015
11	Shri Dinesh Trivedi Barrackpur	0.26	0.31	0	0	21	Oct,2014
12	Shri Sk. Nurul Islam Basirhat	0.13	0.00	0	0	62	Oct,2014
13	Smt. Satabdi Roy Birbhum	0.09	1.77	0	50	159	Mar,2015
14	Smt. Susmita Bauri Bishnupur(SC)	2.50	4.19	35	33	65	Feb,2015
15	Dr. Ram Chandra Dome Bolpur(SC)	2.57	2.75	2	35	69	Mar,2015
16	Shri Nripendra Nath Roy Coochbehar(SC)	0.00	0.00	0	0	0	Dec,2013
17	Shri Jaswant Singh Darjeeling	0.08	0.06	52	81	33	Mar,2015

18	Shri Somendra Nath Mitra Diamond Harbour	5.41	5.69	0	116	215	Feb,2015
19	Prof. Saugata Roy Dum Dum	0.15	0.66	0	1	64	Oct,2014
20	Shri Gurudas Dasgupta Ghatal	0.87	3.60	39	59	116	Mar,2015
21	Dr. Ratna De (Nag) Hooghly	0.14	3.59	1	0	66	Mar,2015
22	Shri Prasun Banerjee Howrah	2.65	4.51	21	62	93	Mar,2015
23	Shri Kabir Suman Jadavpur	2.94	4.07	81	31	53	Feb,2015
24	Shri Mahendra Kumar Roy Jalpaiguri(SC)	0.00	3.06	23	23	39	Nov,2014
25	Shri Abhijit Mukherjee Jangipur	0.06	6.53	74	4	54	Mar,2015
26	Dr. Pulin Bihari Baske Jhargram(ST)	1.04	0.92	0	1	1	Mar,2015
27	Dr. Tarun Mandal Joynagar(SC)	2.63	4.99	0	202	285	Feb,2015
28	Shri Sisir Kumar Adhikari Kanthi	0.07	2.30	0	0	9	Mar,2015
29	Kum. Subrata Bakshi Kolkata Dakshin	2.50	2.56	0	1	29	Jan,2015
30	Shri Sudip Bandyopadhyay Kolkata Uttar	2.50	3.64	2	4	52	Jan,2015
31	Shri Tapas Paul Krishnanagar	0.10	3.39	22	0	55	Jan,2015
32	Shri Abu Hasem Khan Choudhury Maldaha Dakshin	0.00	1.21	31	29	20	Dec,2014
33	Km. Mausam Noor Maldaha Uttar	5.00	3.68	1	89	56	Jan,2015
34	Shri Mohan Jatua Choudhury Mathurapur(SC)	0.32	2.07	106	91	56	Feb,2015
35	Shri Prabodh Panda Medinipur	3.48	3.78	12	13	68	Mar,2015
36	Shri Abdul Mannan Hossain Murshidabad	0.01	1.90	0	0	18	Mar,2015
37	Shri Narahari Mahato Purulia	5.08	2.78	0	107	44	Mar,2015
38	Smt. Deepa Dasmunsi Raiganj	0.17	1.02	1	1	31	Mar,2015

39	Shri Sucharu Ranjan Halder Ranaghat(SC)	0.13	3.02	0	0	95	Dec,2014
40	Shri Kalyan Banerjee Sreerampur	0.11	3.57	26	27	59	Mar,2015
41	Shri Suvendu Adhikari Tamluk	0.06	2.51	0	4	42	Mar,2015
42	Shri Sultan Ahmed Uluberia	2.61	3.33	0	20	149	Mar,2015
15th Lok Sabha Total		72.04	123.36	618	1191	2855	
16th Lok Sabha							
1	Dasrath Tirkey Alipurduars(ST)	2.54	1.80	24	24	10	Mar,2015
2	Smt Aparupa Poddar (Afrin Ali) Arambag(SC)	5.05	1.17	69	57	9	Mar,2015
3	Shri Babul Supriya Baral (Babul) Asansol	2.53	0.56	36	36	0	Mar,2015
4	Shri Adhir Ranjan Chowdhury Baharampur	2.50	0.00	2	0	0	Mar,2015
5	Smt. Arpita Ghosh Balurghat	5.02	2.06	75	40	8	Mar,2015
6	Smt. Mamata Thakur Bangaon(SC)	2.54	0.00	0	0	0	Mar,2015
7	Smt. Sreemati Dev Verma (Moon) Bankura	5.00	0.17	33	33	1	Mar,2015
8	Dr. Kakoli Ghoshdostidar Barasat	2.51	2.48	89	57	0	Mar,2015
9	Shri Sunil Kumar Mondal Bardhaman Purba(SC)	2.50	0.00	76	34	0	Feb,2015
10	Dr. Mamtaz Sanghamita Bardhaman-durgapur	2.52	0.30	25	25	4	Mar,2015
11	Shri Dinesh Trivedi Barrackpur	2.52	2.50	95	35	1	Mar,2015
12	Shri Idris Ali Basirhat	2.54	2.48	205	168	4	Mar,2015
13	Smt Satabdi Roy Birbhum	5.03	0.70	139	75	5	Mar,2015
14	Shri Saumitra Khan Bishnupur(SC)	2.50	0.21	41	41	3	Mar,2015
15	Dr. Anupam Hazra Bolpur(SC)	2.52	0.00	0	0	0	Mar,2015

MPLADS Annual Report 2014-15

16	Smt. Renuka Sinha Coochbehar(SC)	5.00	0.24	27	27	4	Feb,2015
17	Shri S. S. Ahluwalia Darjeeling	2.53	0.00	0	0	0	Jan,2015
18	Shri Abhishek Banerjee Diamond Harbour	5.00	0.60	107	45	4	Feb,2015
19	Prof. Saugata Roy Dum Dum	2.51	1.22	81	37	0	Mar,2015
20	Shri Deepak (Dev) Adhikari Ghatal	5.03	2.92	124	124	69	Mar,2015
21	Dr. Ratna De (Nag) Hooghly	5.03	2.66	83	69	16	Mar,2015
22	Shri Prasun Banerjee Howrah	2.51	0.15	96	34	0	Mar,2015
23	Smt. Sugata Bose Jadavpur	2.51	0.05	124	80	5	Feb,2015
24	Shri Bijoy Chandra Barman Jalpaiguri(SC)	2.53	0.70	61	25	9	Mar,2015
25	Shri Abhijit Mukherjee Jangipur	2.50	0.00	178	79	0	Mar,2015
26	Dr. Uma Saren Jhargram(ST)	2.55	0.00	0	0	0	Mar,2015
27	Smt. Pratima Mondal Joynagar(SC)	5.03	0.92	200	133	5	Feb,2015
28	Shri Sisir Kumar Adhikari Kanthi	5.00	1.74	23	17	0	Feb,2015
29	Smt. Subrata Bakshi Kolkata Dakshin	2.50	0.40	30	21	2	Mar,2015
30	Shri Sudip Bandyopadhyay Kolkata Uttar	5.00	0.49	52	48	1	Jan,2015
31	Dr. Tapas Paul Krishnanagar	2.53	1.65	88	32	6	Mar,2015
32	Shri Abu Hasem Khan Chowdhury Maldaha Dakshin	2.50	0.00	0	0	0	11 Sep, 2014*
33	Smt. Mausam Noor Maldaha Uttar	2.50	0.00	0	0	0	17 Sep, 2014*
34	Shri Mohan Jatua Choudhury Mathurapur(SC)	5.02	0.10	218	126	0	Feb,2015
35	Smt. Sandhya Roy Medinipur	5.03	4.40	96	96	94	Mar,2015
36	Shri Badaruddoza Khan Murshidabad	2.50	0.00	34	11	0	Mar,2015

*Date of release of installment of MPLADS Funds.

37	Dr. Mriganka Mahato Purulia	5.04	2.52	106	106	23	Mar,2015
38	Md. Salim Raiganj	2.50	0.00	46	46	0	Mar,2015
39	Shri Tapas Mandal Ranaghat(SC)	2.53	0.58	64	44	6	Mar,2015
40	Shri Kalyan Banerjee Sreerampur	5.00	1.19	103	101	4	Mar,2015
41	Shri Suvendu Adhikari Tamluk	5.01	2.32	169	165	65	Mar,2015
42	Shri Sultan Ahmed Uluberia	2.50	0.16	136	39	0	Feb,2015
16th Lok Sabha Total		145.70	39.46	3155	2130	358	
Lok Sabha Total		217.74	162.82	3773	3321	3213	
Member of Rajya Sabha							
1	Shri Ahamed Hassan Kolkata	2.50	0.00	NA	NA	NA	Jan,2015
2	Shri D. Bandyopadhyay Kolkata	2.50	2.23	28	28	9	Feb,2015
3	Shri Derek O Brien Kolkata	2.50	1.48	6	6	17	Jan,2015
4	Shri Jogen Chowdhury Kolkata	2.50	0.00	NA	NA	NA	27 Jan, 2015*
5	Dr Kanwar Deep Singh Kolkata	2.50	0.00	NA	NA	NA	27 Jan, 2015*
6	Shri Kunal Kumar Ghosh Kolkata	0.00	0.00	NA	NA	7	Feb,2015
7	Shri Md. Nadimul Haque Kolkata	2.50	1.30	4	4	16	Jan,2015
8	Shri Mithun Chakraborty Kolkata	5.00	1.30	8	6	NA	Feb,2015
9	Shri Mukul Roy Kolkata	2.50	1.87	1	NA	24	Jan,2015
10	Shri P. Bhattacharya Birbhum	5.04	5.30	106	100	35	Mar,2015
11	Shri Ritabrata Banerjee Kolkata	5.00	1.80	30	30	NA	Feb,2015

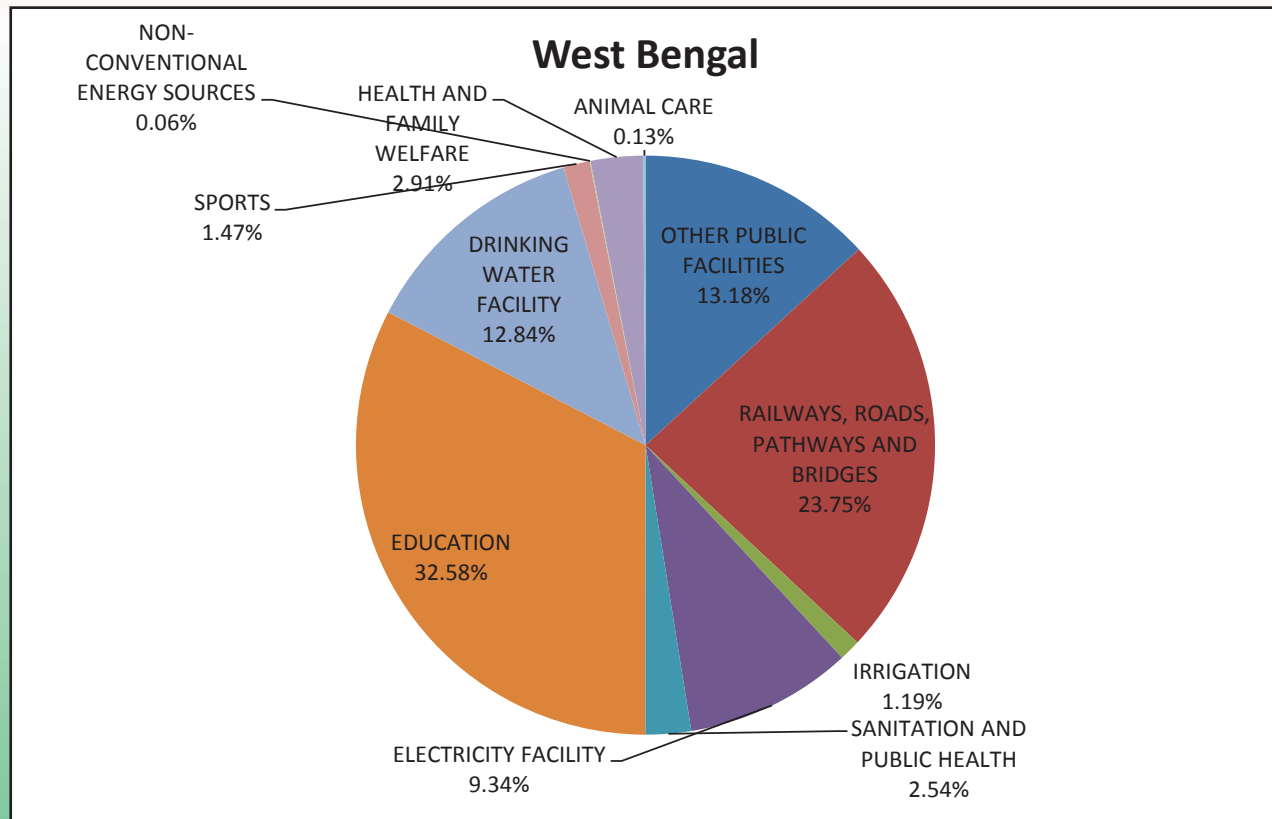
*Date of release of installment of MPLADS Funds.

MPLADS Annual Report 2014-15

12	Shri Sitaram Yechury Kolkata	5.00	3.70	31	30	22	Feb,2015
13	Shri Sukhendu Sekhar Roy Kolkata	2.50	1.91	14	12	8	Jan,2015
14	Shri Tapan Kumar Sen Kolkata	5.00	2.21	61	61	10	Jan,2015
15	Shri Vivek Gupta Kolkata	2.50	3.49	17	17	12	Feb,2015
Rajya Sabha (Sitting) Sub Total		47.54	26.58	306	294	160	
Rajya Sabha (ex-Member) Sub Total		10.34	15.51	20	38	260	
Rajya Sabha Total		57.88	42.09	326	332	420	
State Total		275.62	204.91	4099	3653	3633	

Summary of Works of each Sector till 31.03.2015

State : West Bengal			
S. No.	Sector	Total Number of Works Sanctioned by the District Authorities	Total Sanctioned Cost of Works (In Rs. lakh)
1	Animal Care	88	273.51
2	Drinking Water Facility	8592	12828.70
3	Education	21808	53596.80
4	Electricity Facility	6255	15443.90
5	Health and Family Welfare	1949	15509.30
6	Irrigation	797	2201.14
7	Non-Conventional Energy Sources	37	131.44
8	Other Public Facilities	8824	43770.10
9	Railways, Roads, Pathways and Bridges	15897	49213.40
10	Sanitation and Public Health	1701	5360.83
11	Sports	987	3829.52
Total		66935	202158.64



3.30 ANDAMAN & NICOBAR ISLANDS

Andaman & Nicobar Islands has one Member of Parliament (Lok Sabha). During the financial year 2014-15, **Rs.2.50 crore** has been released. As reported by the District Authorities, an expenditure of **Rs.2.09 crore** has been incurred during the said year.

During the year 2014-15, **1** works have been recommended by the MP, **12** works (including works recommended during previous years) have been sanctioned by the District Authorities and **23** works (including works sanctioned during previous years) have been completed.

As per the Work Monitoring System of MPLADS website, Maximum works have been sanctioned in Other Public Facilities (34.89%) followed by Railways, Roads, Pathways and Bridges (22.42%) and Health and Family Welfare (13.26%) in the state till 31.03.2015.

The Constituency/MP wise details and Sector-wise Distribution of Works are available in tabular and graphical form in the attached tables.

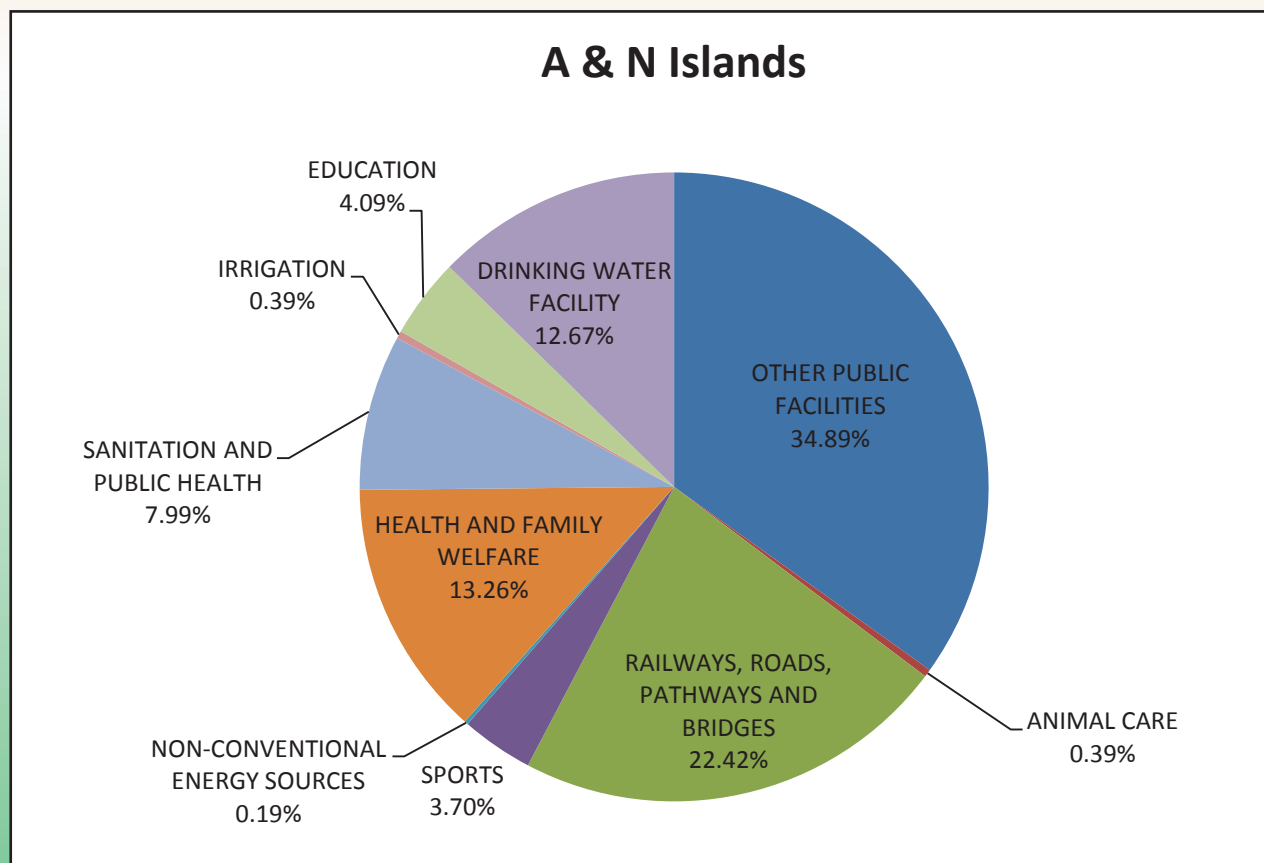
PHYSICAL AND FINANCIAL STATUS FOR THE YEAR 2014-15 (A & N Islands)

Sl.No.	Present Member of Parliament Constituency / Nodal District	Release + Interest (Rs. Crore)	Expenditure (Rs. Crore)	Number of works			Remarks (Fig.Upto)
				Recommended	Sanctioned	Completed	
15 th Lok Sabha							
1	Shri Bishnu Pada Ray Andaman & Nicobar Islands	0.15	2.09	1	12	23	Mar,2015
15 th Lok Sabha Total		0.15	2.09	1	12	23	
16 th Lok Sabha							
1	Shri Bishnu Pada Ray Andaman & Nicobar Islands	2.50	0.00	0	0	0	03 Feb, 2015*
16 th Lok Sabha Total		2.50	0.00	0	0	0	
Lok Sabha Total		2.65	2.09	1	12	23	
State Total		2.65	2.09	1	12	23	

*Date of release of installment of MPLADS Funds.

Summary of Works of each Sector till 31.03.2015

State : A & N Islands			
S. No.	Sector	Total Number of Works Sanctioned by the District Authorities	Total Sanctioned Cost of Works (In Rs. lakh)
1	Animal Care	2	18.45
2	Drinking Water Facility	65	89.05
3	Education	21	160.17
4	Health and Family Welfare	68	365.02
5	Irrigation	2	2.23
6	Non-Conventional Energy Sources	1	1.98
7	Other Public Facilities	179	1185.60
8	Railways, Roads, Pathways and Bridges	115	999.84
9	Sanitation and Public Health	41	232.05
10	Sports	19	95.19
Total		513	3149.58



3.31 CHANDIGARH

Chandigarh has only one Member of Parliament (Lok Sabha). During the financial year 2014-15, **Rs.5.00 crore** has been released. As per the report received from District Authority an expenditure of **Rs.0.82 crore** has been incurred during the said year.

During the year 2014-15, **3** works have been recommended by the MP, **4** works (including works recommended during previous years) have been sanctioned by the District Authorities and **47** works (including works sanctioned during previous years) have been completed.

As per the Work Monitoring System of MPLADS website, Maximum works have been sanctioned in Other Public Facilities (63.26%) followed by Railways, Roads, Pathways and Bridges (16.12%) and Education (7.51%) in the state till 31.03.2015.

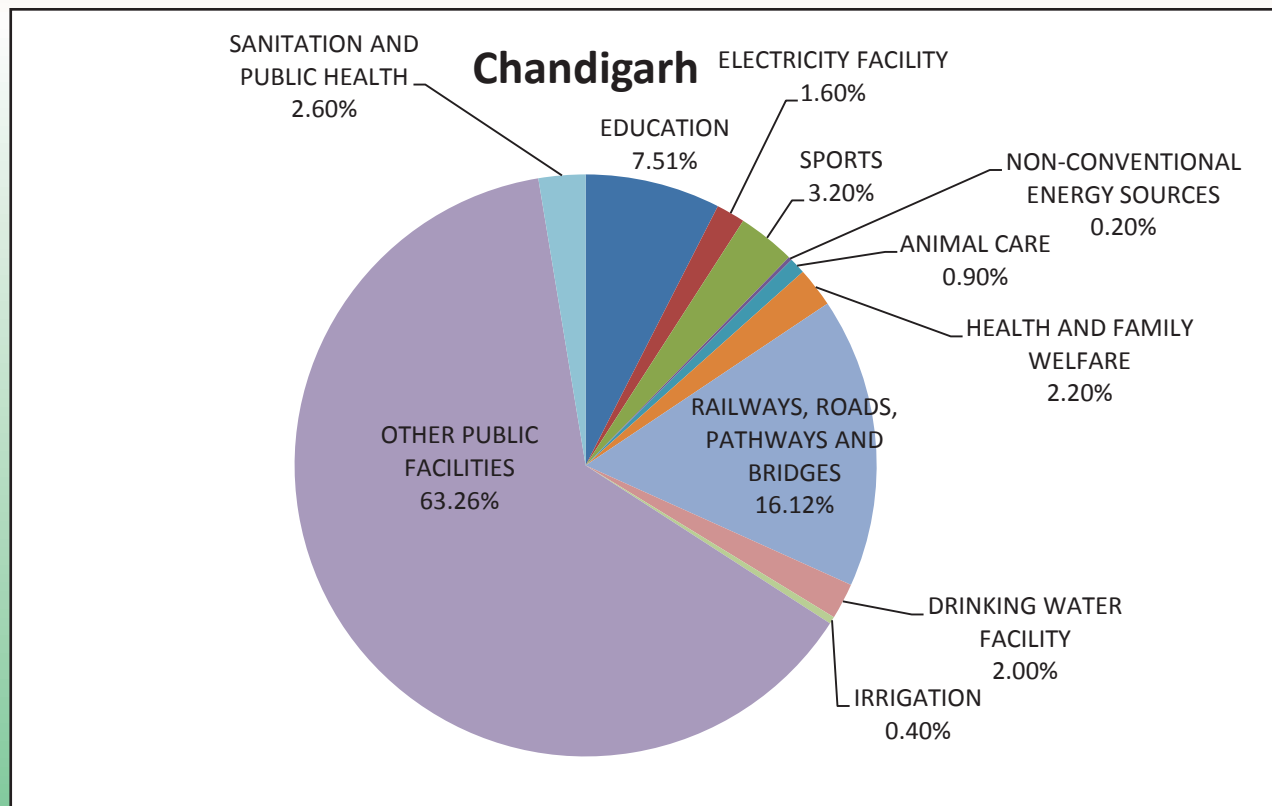
The Constituency/MP wise details and Sector-wise Distribution of Works are available in tabular and graphical form in the attached tables.

PHYSICAL AND FINANCIAL STATUS FOR THE YEAR 2014-15 (Chandigarh)

Sl.No.	Present Member of Parliament Constituency / Nodal District	Release + Interest (Rs. Crore)	Expenditure (Rs. Crore)	Number of works			Remarks (Fig.Upto)
				Recommended	Sanctioned	Completed	
15 th Lok Sabha							
1	Shri Pawan Kumar Bansal Chandigarh	2.81	0.82	1	4	47	Mar,2015
15 th Lok Sabha Total		2.81	0.82	1	4	47	
16 th Lok Sabha							
1	Smt Kirron Anupam Kher Chandigarh	2.51	0.00	2	0	0	Mar,2015
16 th Lok Sabha Total		2.51	0.00	2	0	0	
Lok Sabha Total		5.32	0.82	3	4	47	
State Total		5.32	0.82	3	4	47	

Summary of Works of each Sector till 31.03.2015

State : Chandigarh			
S. No.	Sector	Total Number of Works Sanctioned by the District Authorities	Total Sanctioned Cost of Works (In Rs. lakh)
1	Animal Care	9	31.44
2	Drinking Water Facility	20	127.81
3	Education	75	642.54
4	Electricity Facility	16	58.87
5	Health and Family Welfare	22	338.18
6	Irrigation	4	66.57
7	Non-Conventional Energy Sources	2	2.71
8	Other Public Facilities	632	2771.35
9	Railways, Roads, Pathways and Bridges	161	704.39
10	Sanitation and Public Health	26	85.60
11	Sports	32	110.28
Total		999	4939.74



3.32 DADRA & NAGAR HAVELI

Dadra & Nagar Haveli has only one Lok Sabha Member of Parliament. During the financial year 2014-15, **Rs.5.00 crore** has been released. An expenditure of **Rs.3.00 crore** has been incurred during the year under reference.

During the year 2014-15, **16** works have been recommended by the MP, **14** works (including works recommended during previous years) have been sanctioned by the District Authorities and **51** works (including works sanctioned during previous years) have been completed.

As per the Work Monitoring System of MPLADS website, Maximum works have been sanctioned in Railways, Roads, Pathways and Bridges (55.37%) followed by Drinking Water Facility (36.36%) and Irrigation (4.13%) in the state till 31.03.2015.

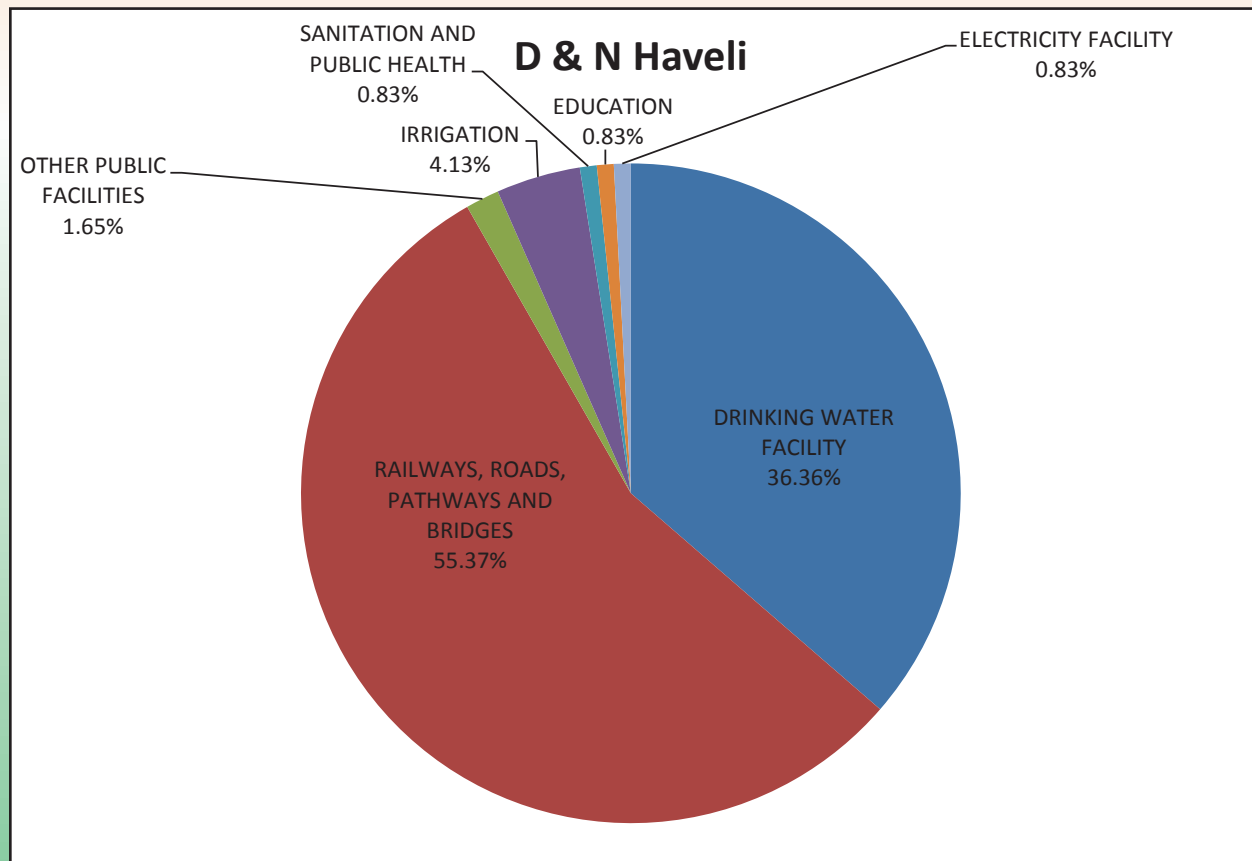
The Constituency/MP wise details and Sector-wise Distribution of Works are available in tabular and graphical form in the attached tables.

PHYSICAL AND FINANCIAL STATUS FOR THE YEAR 2014-15 (D & N Haveli)

Sl.No.	Present Member of Parliament Constituency / Nodal District	Release + Interest (Rs. Crore)	Expenditure (Rs. Crore)	Number of works			Remarks (Fig.Upto)
				Recommended	Sanctioned	Completed	
15 th Lok Sabha							
1	Shri Natubhai Gomanbhai Patel Dadra & Nagar Haveli (ST)	2.52	3.00	16	14	51	Mar,2015
15 th Lok Sabha Total		2.52	3.00	16	14	51	
16 th Lok Sabha							
1	Shri Natubhai Gomanbhai Patel Dadra & Nagar Haveli (ST)	2.50	0.00	0	0	0	-
16 th Lok Sabha Total		2.50	0.00	0	0	0	
Lok Sabha Total		5.02	3	16	14	51	
State Total		5.02	3	16	14	51	

Summary of Works of each Sector till 31.03.2015

State : D & N Haveli			
S. No.	Sector	Total Number of Works Sanctioned by the District Authorities	Total Sanctioned Cost of Works (In Rs. lakh)
1	Drinking Water Facility	44	298.082
2	Education	1	15.8187
3	Electricity Facility	1	0.0008
4	Irrigation	5	51.6585
5	Other Public Facilities	2	10.3544
6	Railways, Roads, Pathways and Bridges	67	281.904
7	Sanitation and Public Health	1	32.4881
Total		121	690.3065



3.33 DAMAN & DIU

Daman and Diu has only one Lok Sabha Member of Parliament. During the financial year 2014-15, **Rs.2.50 crore** has been released. An expenditure of **Rs.2.49 crore** has been incurred during the year under reference.

During the year 2014-15, **31** works have been recommended by the MP, **27** works have been sanctioned by the District Authorities and **19** works have been completed.

As per the Work Monitoring System of MPLADS website, Maximum works have been sanctioned in Other Public Facilities(32.35%) followed by Electricity Facilities (19.12%) and Railways, Road Pathways and Bridges (16.18%) in the state till 31.03.2015.

The Constituency/MP wise details and Sector-wise Distribution of Works are available in tabular and graphical form in the attached tables.

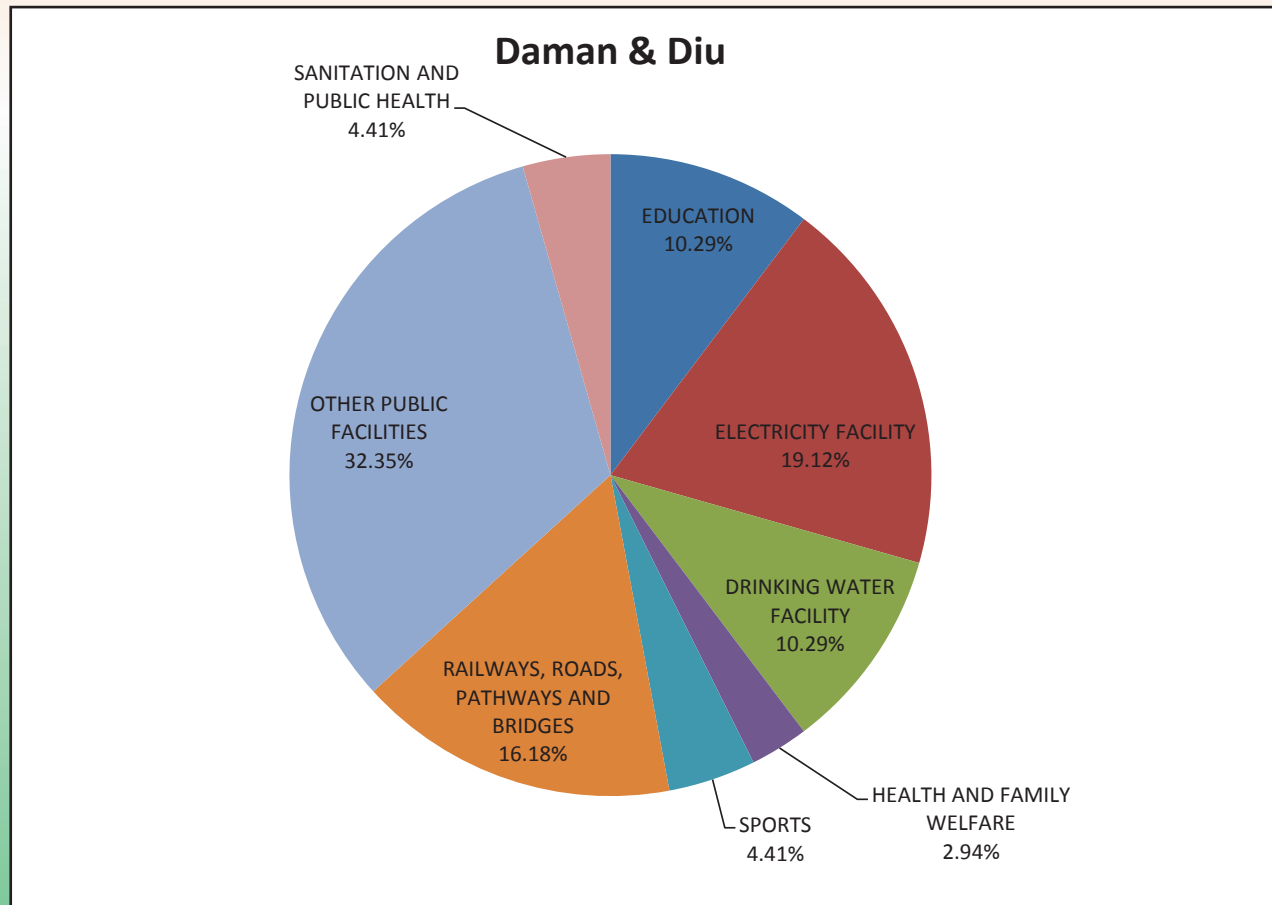
PHYSICAL AND FINANCIAL STATUS FOR THE YEAR 2014-15 (Daman & Diu)

Sl.No.	Present Member of Parliament Constituency / Nodal District	Release + Interest (Rs. Crore)	Expenditure (Rs. Crore)	Number of works			Remarks (Fig.Upto)
				Recommended	Sanctioned	Completed	
15 th Lok Sabha							
1	Shri Lalubhai Babubhai Patel Daman & Diu	0.00	0.00	0	0	0	Nov,2013
15 th Lok Sabha Total		0.00	0.00	0	0	0	
16 th Lok Sabha							
1	Shri Lalubhai Babubhai Patel Daman & Diu	2.50	0.00	0	0	0	07 Oct, 2014*
16 th Lok Sabha Total		2.50	2.49	31	27	19	
Lok Sabha Total		2.50	2.49	31	27	19	
State Total		2.50	2.49	31	27	19	

*Date of release of installment of MPLADS Funds.

Summary of Works of each Sector till 31.03.2015

State : Daman & Diu			
S. No.	Sector	Total Number of Works Sanctioned by the District Authorities	Total Sanctioned Cost of Works (In Rs. lakh)
1	Drinking Water Facility	7	26.53
2	Education	7	26.04
3	Electricity Facility	13	56.52
4	Health and Family Welfare	2	55.24
5	Other Public Facilities	22	194.78
6	Railways, Roads, Pathways and Bridges	11	31.47
7	Sanitation and Public Health	3	12.55
8	Sports	3	42.99
Total		68	446.12



3.34 DELHI

Delhi has **10** Members of Parliament (**7** Lok Sabha and **3** Rajya Sabha). During the financial year 2014-15, **Rs.26.00 crore** has been released. An expenditure of **Rs. 21.98 crore** has been incurred during the year under reference.

During the year 2014-15, **49** works have been recommended by the MPs, **25** works (including works recommended during previous years) have been sanctioned by the District Authorities and **386** works (including works sanctioned during previous years) have been completed.

As per the Work Monitoring System of MPLADS website, Maximum works have been sanctioned in Railways, Roads, Pathways and Bridges(41.56%) followed by Electricity Facilities (35.60%) and Other Public Facilities (16.77%) in the state till 31.03.2015.

The Constituency/MP wise details and Sector-wise Distribution of Works are available in tabular and graphical form in the attached tables.

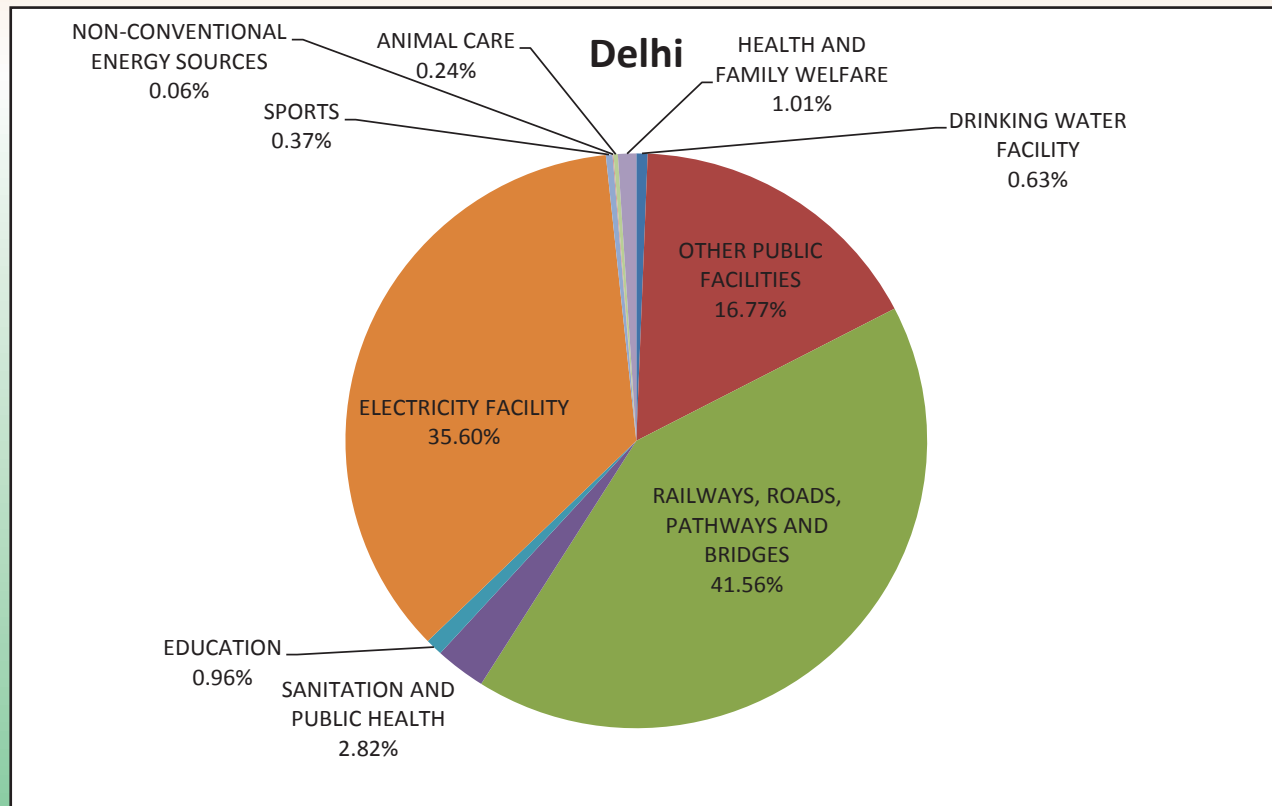
PHYSICAL AND FINANCIAL STATUS FOR THE YEAR 2014-15 (Delhi)

Sl.No.	Present Member of Parliament Constituency / Nodal District	Release + Interest (Rs. Crore)	Expenditure (Rs. Crore)	Number of works			Remarks (Fig.Upto)
				Recommended	Sanctioned	Completed	
15 th Lok Sabha							
1	Shri Kapil Sibal Chandini Chowk	0.14	2.50	0	5	42	Mar,2015
2	Shri Sandeep Dikshit East Delhi	1.23	4.37	0	2	62	Mar,2015
3	Shri Ajay Maken New Delhi	0.09	2.27	0	1	75	Mar,2015
4	Shri Jai Prakash Agarwal North East Delhi	0.12	1.11	1	1	46	Mar,2015
5	Smt. Krishna Tirath North West Delhi(SC)	0.08	2.45	0	0	23	Mar,2015
6	Shri Ramesh Kumar South Delhi	0.64	0.63	0	0	6	Mar,2015
7	Shri Mahabal Mishra West Delhi	5.05	5.27	1	0	84	Mar,2015
15 th Lok Sabha Total		7.35	18.59	2	9	338	
16 th Lok Sabha							
1	Dr. Harsh Vardhan Chandini Chowk	2.54	0.05	7	4	0	Mar,2015
2	Shri Maheish Girri East Delhi	2.52	0.00	10	0	0	Mar,2015
3	Smt. Meenakashi Lekhi New Delhi	5.02	2.50	1	1	0	Mar,2015
4	Shri Manoj Tiwari North East Delhi	2.52	0.00	0	0	0	Mar,2015
5	Dr. Udit Raj North West Delhi(SC)	2.53	0.05	12	1	0	Mar,2015
6	Shri Ramesh Bidhuri South Delhi	2.53	0.05	1	0	0	Mar,2015
7	Shri Parvesh Sahib Singh Verma West Delhi	2.53	0.05	0	0	0	Mar,2015
16 th Lok Sabha Total		20.20	2.70	31	6	0	
Lok Sabha Total		27.55	21.29	33	15	338	

Member of Rajya Sabha							
1	Shri Janardhan Dwivedi North Delhi Mpl. Corp.	0.00	0.00	NA	NA	19	Feb,2015
2	Dr. Karan Singh North Delhi Mpl. Corp.	0.00	0.61	16	8	3	Feb,2015
3	Shri Parvez Hashmi South Delhi Mpl. Corp.	0.00	0.08	NA	2	26	Feb,2015
Rajya Sabha (Sitting) Sub Total		0.00	0.69	16	10	48	
Rajya Sabha (ex-Member) Sub Total		0.00	0.00	0	0	0	
Rajya Sabha Total		0.00	0.69	16	10	48	
State Total		27.55	21.98	49	25	386	

Summary of Works of each Sector till 31.03.2015

State : Delhi			
S. No.	Sector	Total Number of Works Sanctioned by the District Authorities	Total Sanctioned Cost of Works (In Rs. lakh)
1	Animal Care	13	51.90
2	Drinking Water Facility	34	431.63
3	Education	52	1072.04
4	Electricity Facility	1934	6207.27
5	Health and Family Welfare	55	964.59
6	Non-Conventional Energy Sources	3	19.33
7	Other Public Facilities	911	9535.11
8	Railways, Roads, Pathways and Bridges	2258	13715.70
9	Sanitation and Public Health	153	805.42
10	Sports	20	385.45
Total		5433	33188.44



3.35 LAKSHADWEEP

Lakshadweep has one Lok Sabha MP. During the financial year 2014-15, **Rs.2.50 crore** has been released. An expenditure of **Rs 3.27 crore** has been incurred during the year under reference.

During the year 2014-15, **18** works have been recommended by the MP.

As per the Work Monitoring System of MPLADS website, Maximum works have been sanctioned in Education (42.86%) followed by Sports (23.81%) and Other Public Facilities (19.05%) in the state till 31.03.2015.

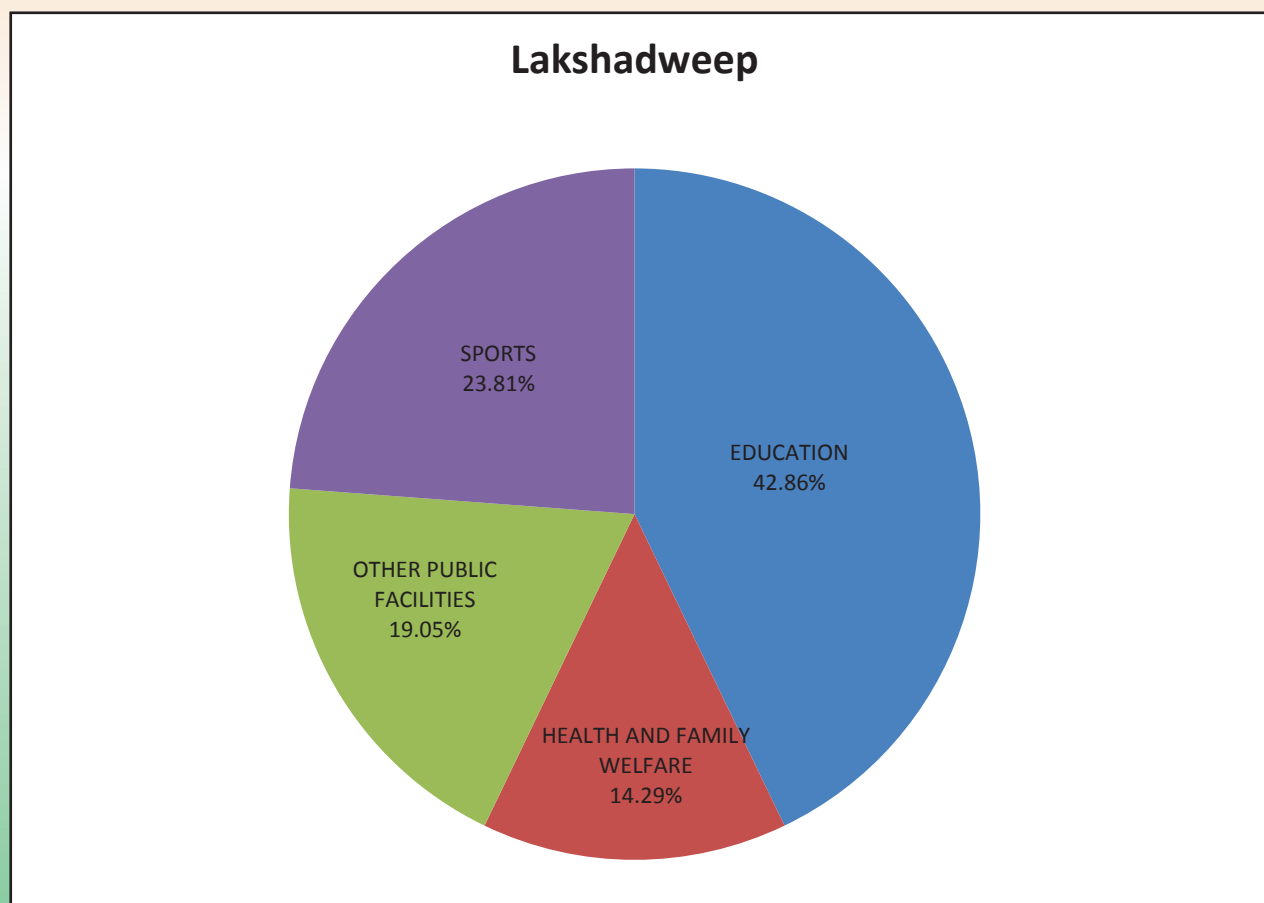
The Constituency/MP wise details and Sector-wise Distribution of Works are available in tabular and graphical form in the attached tables.

PHYSICAL AND FINANCIAL STATUS FOR THE YEAR 2014-15 (Lakshadweep)

Sl.No.	Present Member of Parliament Constituency / Nodal District	Release + Interest (Rs. Crore)	Expenditure (Rs. Crore)	Number of works			Remarks (Fig.Upto)
				Recommended	Sanctioned	Completed	
15 th Lok Sabha							
1	Shri Hamdullah Sayeed Lakshadweep(ST)	0.94	3.27	0	0	0	Mar,2015
15 th Lok Sabha Total		0.94	3.27	0	0	0	
16 th Lok Sabha							
1	Shri Mohammed Faizal P.P. Lakshadweep(ST)	2.50	0.00	0	0	0	Mar,2015
16 th Lok Sabha Total		2.50	0.00	18	0	0	
Lok Sabha Total		3.44	3.27	18	0	0	
State Total:		3.44	3.27	18	0	0	

Summary of Works of each Sector till 31.03.2015

State : Lakshadweep			
S. No.	Sector	Total Number of Works Sanctioned by the District Authorities	Total Sanctioned Cost of Works (In Rs. lakh)
1	Education	9	19.51
2	Health and Family Welfare	3	0.00
3	Other Public Facilities	4	0.00
4	Sports	5	0.01
Total		21	19.52



3.36 PUDUCHERRY

Puducherry has **2** Members of Parliament (**1** Lok Sabha and **1** Rajya Sabha). During the financial year 2014-15, **Rs. 13.50 crore** has been released. However, as per the report received from District Authority, an expenditure of **Rs. 10.02 crore** has been incurred during the year under reference.

As reported upto 2014-15, **101** works have been recommended by the MPs, **94** works (including works recommended during previous years) have been sanctioned by the District Authorities and **75** works (including works sanctioned during previous years) have been completed.

As per the Work Monitoring System of MPLADS website, Maximum works have been sanctioned in Railways, Roads, Pathways and Bridges (44.06%) followed by Other Public Facilities (24.29%) and Sanitation and Public Health (10.65%) in the state till 31.03.2015.

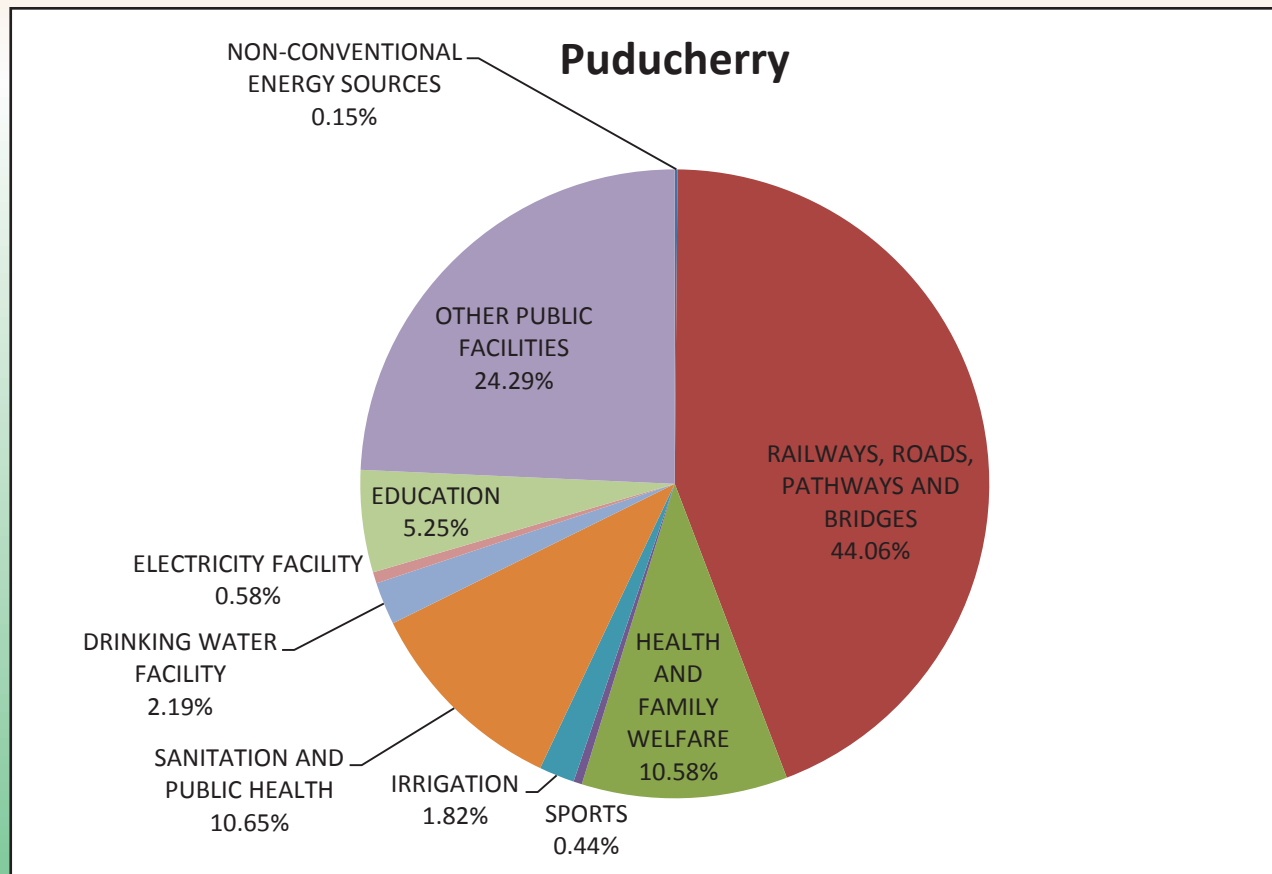
The Constituency/MP wise details and Sector-wise Distribution of Works are available in tabular and graphical form in the attached tables.

PHYSICAL AND FINANCIAL STATUS FOR THE YEAR 2014-15 (Puducherry)

Sl.No.	Present Member of Parliament Constituency / Nodal District	Release + Interest (Rs. Crore)	Expenditure (Rs. Crore)	Number of works			Remarks (Fig.Upto)
				Recommended	Sanctioned	Completed	
15 th Lok Sabha							
1	Shri V. Narayanasamy Puducherry	5.16	7.72	0	9	62	Mar,2015
15 th Lok Sabha Total		5.16	7.72	0	9	62	
16 th Lok Sabha							
1	Shri R. Radhakrishnan Puducherry	5.02	0.26	50	42	1	Mar,2015
16 th Lok Sabha Total		5.02	0.26	50	42	1	
Lok Sabha Total		10.18	7.98	50	51	63	
Member of Rajya Sabha							
1	Shri P. Kannan Pondicherry	3.70	2.04	49	43	12	Mar,2015
Rajya Sabha (Sitting) Sub Total		3.70	2.04	49	43	12	
Rajya Sabha (ex-Member) Sub Total		0.03	0.00	2	0	0	
Rajya Sabha Total		3.73	2.04	51	43	12	
State Total		13.91	10.02	101	94	75	

Summary of Works of each Sector till 31.03.2015

State : Puducherry			
S. No.	Sector	Total Number of Works Sanctioned by the District Authorities	Total Sanctioned Cost of Works (In Rs. lakh)
1	Drinking Water Facility	30	108.10
2	Education	72	395.73
3	Electricity Facility	8	22.28
4	Health and Family Welfare	145	576.46
5	Irrigation	25	149.49
6	Non-Conventional Energy Sources	2	2.20
7	Other Public Facilities	333	2368.09
8	Railways, Roads, Pathways and Bridges	604	4009.40
9	Sanitation and Public Health	146	1102.79
10	Sports	6	51.84
Total		1371	8786.38



3.37 NOMINATED MPs

There are **14** Nominated MPs in the Parliament (**2** Lok Sabha and **12** Rajya Sabha). Nominated MPs can recommend works anywhere in the country and choose a nodal district anywhere in the country.

During the financial year 2014-15, **Rs.50.00 crore** has been released. Expenditure of **Rs.40.62 crore** has been incurred during the year under reference.

During the year 2014-15, **334** works have been recommended by the MPs, **314** works (including works recommended during previous years) have been sanctioned by the District Authorities and **355** works (including works sanctioned during previous years) have been completed.

As per the Work Monitoring System of MPLADS website, Maximum works have been sanctioned in Education (44.30%) followed by Other Public Facilities (24.12%) and Sanitation and Public Health (13.16%) in the state till 31.03.2015.

The Constituency/MP wise details and Sector-wise Distribution of Works are available in tabular and graphical form in the attached tables.

PHYSICAL AND FINANCIAL STATUS FOR THE YEAR 2014-15 (Nominated)

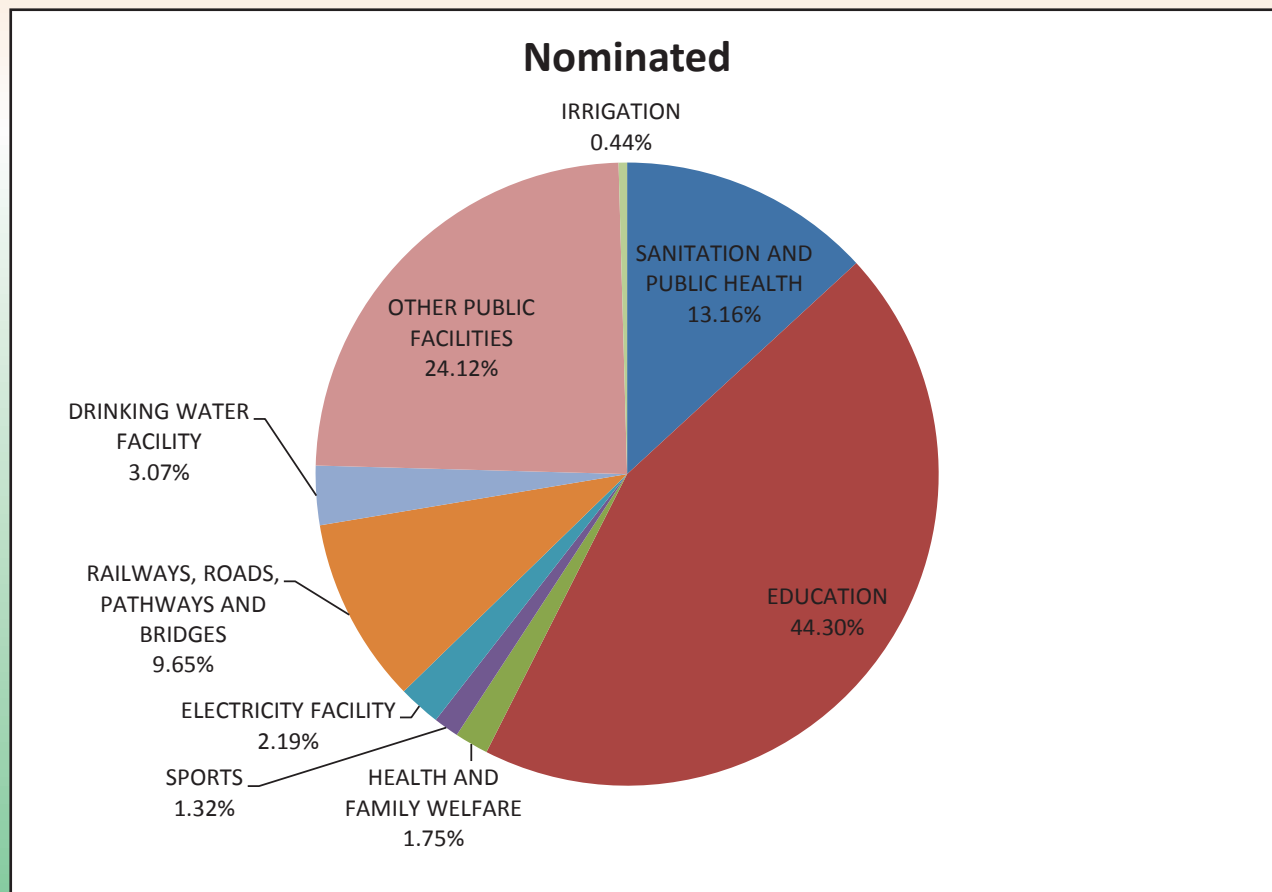
Sl.No.	Present Member of Parliament Constituency / Nodal District	Release + Interest (Rs. Crore)	Expenditure (Rs. Crore)	Number of works			Remarks (Fig.Upto)
				Recommended	Sanctioned	Completed	
15 th Lok Sabha							
1	Smt. Ingrid Mcleod Bilaspur	0.04	2.27	0	56	79	Feb,2015
2	Dr. Charles Dias Ernakulam	5.00	4.00	0	5	47	Mar,2015
15 th Lok Sabha Total		5.04	6.26	0	61	126	
16 th Lok Sabha							
1	Prof. Richard Hay Dist Not Opted	0.00	0.00	0	0	0	-
2	Shri George Baker South Twenty Four Parganas	0.00	0.00	0	0	0	-
16 th Lok Sabha Total		0.00	0.00	0	0	0	-
Lok Sabha Total		5.04	6.26	0	61	126	
Member of Rajya Sabha							
1	Ms Anu Aga Pune	2.50	1.54	6	4	NA	Mar,2015
2	Dr. Ashok S. Ganguly Mumbai City	8.25	3.71	36	36	22	Dec,2014
3	Smt. B. Jayshree Bangalore Urban	5.10	6.23	30	30	28	Mar,2015
4	Dr. Bhalchandra Mungekar Sindhudurg	5.13	8.30	79	56	93	Mar,2015
5	Shri H.K. Dua South Delhi Mpl. Corp.	2.56	3.16	9	14	NA	Mar,2015
6	Shri Javed Akhtar Mumbai Suburban	5.08	3.11	NA	3	5	Mar,2015
7	Shri K Parasaran Chennai	0.23	0.19	1	NA	NA	Mar,2015
8	Shri Mani Shankar Aiyar Nagapattinam	2.50	2.50	75	32	57	Mar,2015
9	Prof Mrinal Miri Kamrup Metropolitan	5.03	0.72	7	6	5	Sep,2014

MPLADS Annual Report 2014-15

10	Ms Rekha Mumbai Suburban	0.00	0.00	1	1	NA	Mar,2015
11	Shri Sachin Ramesh Tendulkar Mumbai Suburban	7.53	2.44	78	63	NA	Mar,2015
12	Shri K.T.S. Tulsi South Delhi Mpl. Corp.	2.53	0.35	12	2	NA	Mar,2015
Rajya Sabha (Sitting) Sub Total		46.44	32.25	334	247	210	
Rajya Sabha (ex-Member) Sub Total		0.88	2.11	0	6	19	
Rajya Sabha Total		47.32	34.36	334	253	229	
State Total		52.36	40.62	334	314	355	

Summary of Works of each Sector till 31.03.2015

State : Nominated			
S. No.	Sector	Total Number of Works Sanctioned by the District Authorities	Total Sanctioned Cost of Works (In Rs. lakh)
1	Drinking Water Facility	7	17.15
2	Education	101	240.42
3	Electricity Facility	5	7.50
4	Health and Family Welfare	4	15.83
5	Irrigation	1	10.00
6	Other Public Facilities	55	195.49
7	Railways, Roads, Pathways and Bridges	22	61.49
8	Sanitation and Public Health	30	50.30
9	Sports	3	11.00
Total		228	609.18



PART-IV

PHYSICAL MONITORING OF MPLADS ASSETS

PART – IV

PHYSICAL MONITORING OF MPLADS ASSETS

The need for physical monitoring of implementation of the MPLAD Scheme had been recommended by Programme Evaluation Organization (PEO), the erstwhile Planning Commission and the C & AG. In order to monitor the implementation of the Scheme at grassroots level, an independent agency, the NABARD Consultancy Services (NABCONS) was assigned physical monitoring of 208 districts during the period 2007-08. Subsequently, Agricultural Finance Corporation (AFC) was entrusted with physical monitoring of 100 districts in North and West Zones of the Country during the year 2012-13. The physical monitoring envisages the study of about 50 MPLADS works in each district. The sample works have to be a judicious blend of various parameters such as works of different years, different costs, works of Lok Sabha and Rajya Sabha, Societies/Trusts, works of different sectors, such as Drinking Water, Education, Electricity, Health & Family Welfare & Irrigation, etc.

The NABCONS have mentioned that at the macro level, the achievement of the MPLAD Scheme appears to be incomparable with other schemes. It is the only scheme at All India Level, which focuses on decentralized approach to implementation, based on involvement of the local communities, groups, sections of peoples and identification of works/facilities required as per the “felt needs” and wish list of the local people.

In their overall assessment of the implementation of MPLAD Scheme in the 308 districts covered for Physical Monitoring, the NABARD Consultancy Services and AFC India Limited have reported that :-

- The system of inspection of each work before release of the second installment of payment and after completion of work on random basis by the District Authority is a good practice.
- The system of release of second installment by the Ministry only after obtaining the Utilization Certificate **is also considered a good practice.**
- Most of the works under MPLADS were executed through tendering process and regular visit by Sub-engineer helped in timely completion of works.
- The estimates for the sample works were prepared by Implementing Agency to avoid any cost overrun and the works were executed as per technical estimates.
- The satisfaction level of user has facilitated the successful implementation.
- As an implementing agency and user agency, PRIs (Panchayati Raj Institutions) have acquired skills of implementation. The role of these PRIs has also considerably improved.
- Sector-wise Distribution of Works was largely as per the requirements of each sector, covering all the major sectors. The works selected under eligible categories of sectors are as per scheme guidelines.

- As per assessment of user community, proper maintenance was being done.
- Public Works Department had adopted standard technical design for additional class rooms for schools/colleges and construction of community centres with standardised unit costs. This enabled allocation of MPLADS funds to the actual extent of amount required.
- Most of the assets created under the scheme were properly used by the targeted end users.
- Most of the sample works were found to have positive impact on the socio-economic well being of the user communities. The community was very happy and perceives MPLADS works in a positive manner while using roads, schools, public toilet facilities & other works.

The reports of the independent agencies have been analyzed in the Ministry and shortcomings/lacunae found in the implementation have been communicated to the concerned District Authorities for necessary corrective action/rectification. In case of ineligible works and non-existing assets, the Ministry has requested the States/UTs Government and concerned District Authorities to recoup the funds, initiate suitable action against the erring officials. In other cases, suitable rectification has also been suggested such as removal of encroachments, eviction of unauthorised occupants, restoring the assets to its intended use, adherence to the State procedure for the execution of MPLADS works, regular conduct of Monthly Review meetings (atleast once in each quarter), taking commitment from the user agency for maintenance, furnishing of Work Completion Report immediately after completion of work, erection of plaques in all work sites, maintenance of relevant Registers/records, etc.

IMPACT OF THE SCHEME

1. The MPLAD Scheme envisages enabling representatives of the people to directly address the felt infrastructural needs of the people of the local area. The works recommended by the Members of Parliament are examined and the eligible works executed by the District Authorities. Since its inception, the Scheme has immensely benefited the local community through the creation of durable assets in various sectors such as drinking water supply, education, health & family welfare, electricity, community centers, railways, roads, pathways, bridges, irrigation, non-conventional energy, bus stands/stops, etc.
2. During the year 2014-15, Rs. 3350.00 crore were released out of which an expenditure of Rs. 2655.61 crore was incurred, the percentage utilization over release being 79.27%. During the said year, 80304 works were recommended by Hon'ble MPs, 65518 works were sanctioned and 83095 works were completed. As per the Work Monitoring System, till 31.03.2015, the maximum works sanctioned were in the area of Railways, Roads, Pathways and Bridges (32.83%) followed by Other Public Facilities (27.94%), Education (13.01%) and Drinking Water Facility (12.33%). The overall improvement in the implementation of MPLAD Scheme is attributed to the synergy and operational experience gained over years, community participation and monitoring.

PART-V

ANNEXURES

**STATE/UT-WISE RELEASE OF FUNDS/EXPENDITURE OF MEMBERS OF PARLIAMENT
(LOK SABHA AND RAJYA SABHA) UNDER MPLADS DURING THE YEAR 2014-15**

S.No	State/UT	Released By G.O.I. (in Rs. Crore)	Amount available with DA with interest, etc. (in Rs. crore)	Amount Sanctioned (in Rs. crore)	Expenditure* incurred (in Rs. crore)	% Santioned over release= [(5)/(3)]*100	% Utilization over Release=[(6)/ (3)]*100
(1)	(2)	(3)	(4)	(5)	(6)	(7)	(8)
1	Nominated	50.00	52.36	45.27	40.62	90.54	81.24
2	Andhra Pradesh	142.50	145.67	81.33	115.20	57.07	80.84
3	Arunachal Pradesh	12.50	12.83	12.18	12.07	97.44	96.56
4	Assam	60.00	61.23	73.06	67.52	121.77	112.53
5	Bihar	254.00	260.38	165.83	197.90	65.29	77.91
6	Chhattisgarh	80.00	81.41	52.22	50.63	65.28	63.29
7	Goa	7.50	7.88	6.20	8.73	82.67	116.40
8	Gujarat	207.50	219.71	135.12	174.06	65.12	83.88
9	Haryana	52.50	53.93	39.89	46.33	75.98	88.25
10	Himachal Pradesh	25.00	27.14	26.00	18.16	104.00	72.64
11	Jammu & Kashmir	35.00	35.57	44.29	40.32	126.54	115.20
12	Jharkhand	60.00	61.22	37.93	50.89	63.22	84.82
13	Karnataka	180.00	184.50	143.16	147.96	79.53	82.20
14	Kerala	162.50	171.06	97.84	127.05	60.21	78.18
15	Madhya Pradesh	165.00	173.71	84.60	104.26	51.27	63.19
16	Maharashtra	362.50	378.36	211.60	293.58	58.37	80.99
17	Manipur	15.00	15.62	10.40	9.62	69.33	64.13
18	Meghalaya	15.00	17.14	22.19	19.87	147.93	132.47
19	Mizoram	10.00	9.94	10.44	10.57	104.40	105.70
20	Nagaland	10.00	10.02	10.02	9.72	100.20	97.20
21	Odisha	135.00	138.60	89.03	99.30	65.95	73.56
22	Punjab	73.50	77.33	42.03	58.65	57.18	79.80
23	Rajasthan	138.00	142.51	83.92	100.51	60.81	72.83
24	Sikkim	5.00	5.59	8.21	5.54	164.20	110.80
25	Tamil Nadu	237.50	239.77	194.65	158.55	81.96	66.76
26	Telangana	112.50	113.93	85.79	91.64	76.26	81.46
27	Tripura	12.50	12.57	12.75	9.96	102.00	79.68
28	Uttar Pradesh	375.00	385.71	324.74	317.62	86.60	84.70
29	Uttarakhand	30.00	31.71	30.71	20.20	102.37	67.33
30	West Bengal	267.50	275.62	184.31	204.91	68.90	76.60
31	A & N Islands	2.50	2.65	1.54	2.09	61.60	83.60
32	Chandigarh	5.00	5.32	0.29	0.82	5.80	16.40
33	D & N Haveli	5.00	5.02	4.93	3.00	98.60	60.00
34	Daman & Diu	2.50	2.50	2.76	2.49	110.40	99.60
35	Delhi	26.00	27.55	2.37	21.98	9.12	84.54
36	Lakshadweep	2.50	3.44	0.00	3.27	0.00	130.80
37	Puducherry	13.50	13.91	14.18	10.02	105.04	74.22
Total		3350.00	3463.41	2391.78	2655.61	71.40	79.27

*Expenditure incurred includes brought forward unspent amounts of previous years.

**STATE/UT-WISE SUMMARY OF RECOMMENDED, SANCTIONED & COMPLETED WORKS
(LOK SABHA & RAJYA SABHA) UNDER MPLADS DURING THE YEAR 2014-15**

S.No.	State/UT	Works Recommended		Works Sanctioned		No. of Works Completed
		Number	Cost (In Rs. Crore)	Number	Cost (In Rs. Crore)	
(1)	(2)	(3)	(4)	(5)	(6)	(7)
1	Nominated	334	3.55	314	45.27	355
2	Andhra Pradesh	3088	108.44	2796	81.33	5354
3	Arunachal Pradesh	257	8.91	202	12.18	177
4	Assam	3396	52.84	3073	73.06	2524
5	Bihar	5617	135.35	3673	165.83	5751
6	Chhattisgarh	2203	56.33	1325	52.22	2106
7	Goa	43	3.13	44	6.20	34
8	Gujarat	6315	167.87	5019	135.12	7565
9	Haryana	1708	46.47	1046	39.89	1536
10	Himachal Pradesh	2153	14.53	2103	26.00	589
11	Jammu & Kashmir	1845	27.18	1854	44.29	1467
12	Jharkhand	1815	39.03	1272	37.93	1692
13	Karnataka	3518	92.65	3588	143.16	3682
14	Kerala	3471	151.65	1774	97.84	2064
15	Madhya Pradesh	4607	107.05	3609	84.60	5604
16	Maharashtra	6098	209.28	3954	211.60	5684
17	Manipur	141	8.65	141	10.40	132
18	Meghalaya	671	21.20	431	22.19	631
19	Mizoram	185	5.60	228	10.44	263
20	Nagaland	36	5.20	36	10.02	20
21	Odisha	5477	105.04	3598	89.03	3690
22	Punjab	2889	66.78	2670	42.03	4143
23	Rajasthan	1839	59.66	2086	83.92	3555
24	Sikkim	126	6.00	79	8.21	90
25	Tamil Nadu	3528	150.77	3215	194.65	2983
26	Telangana	3398	89.35	3484	85.79	4346
27	Tripura	106	7.73	99	12.75	104
28	Uttar Pradesh	9384	272.44	8271	324.74	11853
29	Uttarakhand	1738	16.33	1705	30.71	867
30	West Bengal	4099	190.9	3653	184.31	3633
31	A & N Islands	1	0.23	12	1.54	23
32	Chandigarh	3	0.76	4	0.29	47
33	D & N Haveli	16	0.51	14	4.93	51
34	Daman & Diu	31	3.43	27	2.76	19
35	Delhi	49	11.40	25	2.37	386
36	Lakshadweep	18	16.64	-	-	-
37	Puducherry	101	6.12	94	14.18	75
Total		80304	2269.00	65518	2391.78	83095

Annexure-II A

**STATE/UT-WISE SUMMARY OF RECOMMENDED, SANCTIONED AND COMPLETED
WORKS (15th LOK SABHA) UNDER MPLADS DURING THE YEAR 2014-15**

S.No.	State/UT	Works Recommended		Works Sanctioned		No. of works Completed
		Number	Cost (In Rs. Crore)	Number	Cost (In Rs. Crore)	
(1)	(2)	(3)	(4)	(5)	(6)	(7)
1	Nominated	-	1.26	61	3.54	126
2	Andhra Pradesh	106	35.72	153	6.29	3572
3	Arunachal Pradesh	63	0.96	92	5.66	96
4	Assam	1613	21.06	1754	31.34	2106
5	Bihar	1600	45.01	1187	30.16	4501
6	Chhattisgarh	503	13.40	237	13.85	1340
7	Goa	4	0.18	5	1.01	18
8	Gujarat	526	55.38	1612	35.89	5538
9	Haryana	278	10.00	296	8.29	1000
10	Himachal Pradesh	813	2.63	813	7.75	263
11	Jammu & Kashmir	17	5.02	116	2.32	502
12	Jharkhand	286	8.48	264	5.35	848
13	Karnataka	1277	25.61	1730	48.97	2561
14	Kerala	431	14.61	230	3.12	1461
15	Madhya Pradesh	1864	46.66	1731	26.84	4666
16	Maharashtra	1529	44.71	1394	55.94	4471
17	Manipur	11	1.09	11	0.40	109
18	Meghalaya	219	3.31	152	7.67	331
19	Mizoram	3	0.61	29	1.98	61
20	Nagaland	-	-	-	-	-
21	Odisha	1091	23.70	1688	29.46	2370
22	Punjab	436	28.64	569	6.43	2864
23	Rajasthan	687	27.06	1244	40.31	2706
24	Sikkim	2	0.28	-	-	28
25	Tamil Nadu	343	22.12	467	19.75	2212
26	Telangana	1126	34.26	1371	23.74	3426
27	Tripura	16	0.42	16	2.51	42
28	Uttar Pradesh	3592	81.49	3384	87.52	8149
29	Uttarakhand	1064	5.91	964	13.10	591
30	West Bengal	618	28.55	1191	55.47	2855
31	A & N Islands	1	0.23	12	1.54	23
32	Chandigarh	1	0.47	4	0.29	47
33	D & N Haveli	16	0.51	14	4.93	51
34	Daman & Diu	-	-	-	-	-
35	Delhi	2	3.38	9	-2.28	338
36	Lakshadweep	-	-	-	-	-
37	Puducherry	-	0.62	9	1.74	62
Total		20138	593.34	22809	580.88	59334

**STATE/UT-WISE SUMMARY OF RECOMMENDED, SANCTIONED AND COMPLETED
WORKS (16th LOK SABHA) UNDER MPLADS DURING THE YEAR 2014-15**

S.No.	State/UT	Works Recommended		Works Sanctioned		No of works Completed
		Number	Cost (In Rs. crore)	Number	Cost (In Rs. crore)	
(1)	(2)	(3)	(4)	(5)	(6)	(7)
1	Nominated	-	-	-	-	-
2	Andhra Pradesh	2444	56.55	2177	50.67	165
3	Arunachal Pradesh	69	7.19	5	0.68	5
4	Assam	1538	29.03	1079	22.55	143
5	Bihar	3289	80.95	1476	52.12	311
6	Chhattisgarh	1071	36.58	541	17.71	131
7	Goa	36	2.94	36	2.89	15
8	Gujarat	4272	97.09	1971	47.18	487
9	Haryana	907	31.52	305	12.96	41
10	Himachal Pradesh	715	8.64	712	8.59	-
11	Jammu & Kashmir	486	14.09	362	12.18	158
12	Jharkhand	1193	23.35	689	14.39	124
13	Karnataka	1428	56.97	1056	42.18	114
14	Kerala	2472	131.70	1085	60.91	69
15	Madhya Pradesh	2009	52.41	1232	29.38	140
16	Maharashtra	3455	154.61	1809	95.20	217
17	Manipur	101	7.50	101	7.50	17
18	Meghalaya	354	15.86	185	8.40	97
19	Mizoram	53	3.27	37	2.25	30
20	Nagaland	17	5.00	17	2.50	-
21	Odisha	3042	70.80	954	24.22	266
22	Punjab	1506	26.50	1227	25.32	115
23	Rajasthan	700	25.14	385	16.26	103
24	Sikkim	46	5.10	20	2.60	-
25	Tamil Nadu	2461	124.00	2101	105.44	306
26	Telangana	1631	47.74	1500	40.84	185
27	Tripura	41	6.86	34	5.00	17
28	Uttar Pradesh	3237	158.87	2357	114.76	496
29	Uttarakhand	416	7.70	405	7.50	4
30	West Bengal	3155	158.15	2130	106.91	358
31	A & N Islands	-	-	-	-	-
32	Chandigarh	2	0.29	-	-	-
33	D & N Haveli	-	-	-	-	-
34	Daman & Diu	31	3.43	27	2.76	19
35	Delhi	31	7.54	6	3.61	-
36	Lakshadweep	18	16.64	-	-	-
37	Puducherry	50	5.38	42	4.49	1
Total		42276	1479.39	26063	949.95	4134

Annexure-II C

**STATE/UT-WISE SUMMARY OF RECOMMENDED, SANCTIONED AND COMPLETED
WORKS (RAJYA SABHA) UNDER MPLADS DURING THE YEAR 2014-15**

S.No.	State/UT	Works Recommended		Works Sanctioned		No of works Completed
		Number	Cost (in Rs. Crore)	Number	Cost (in Rs. Crore)	
(1)	(2)	(3)	(4)	(5)	(6)	(7)
1	Nominated	334	2.29	253	41.73	229
2	Andhra Pradesh	538	16.17	466	24.37	1617
3	Arunachal Pradesh	125	0.76	105	5.84	76
4	Assam	245	2.75	240	19.17	275
5	Bihar	728	9.39	1010	83.55	939
6	Chhattisgarh	629	6.35	547	20.66	635
7	Goa	3	0.01	3	2.3	1
8	Gujarat	1517	15.4	1436	52.05	1540
9	Haryana	523	4.95	445	18.64	495
10	Himachal Pradesh	625	3.26	578	9.66	326
11	Jammu & Kashmir	1342	8.07	1376	29.79	807
12	Jharkhand	336	7.2	319	18.19	720
13	Karnataka	813	10.07	802	51.9	1007
14	Kerala	568	5.34	459	33.81	534
15	Madhya Pradesh	734	7.98	646	28.32	798
16	Maharashtra	1114	9.96	751	60.46	996
17	Manipur	29	0.06	29	2.5	6
18	Meghalaya	98	2.03	94	6.12	203
19	Mizoram	129	1.72	162	6.21	172
20	Nagaland	19	0.2	19	7.52	20
21	Odisha	1344	10.54	956	35.3	1054
22	Punjab	947	11.64	874	10.28	1164
23	Rajasthan	452	7.46	457	27.35	746
24	Sikkim	78	0.62	59	5.61	62
25	Tamil Nadu	724	4.65	647	69.46	465
26	Telangana	641	7.35	613	21.21	735
27	Tripura	49	0.45	49	5.24	45
28	Uttar Pradesh	2555	32.08	2530	122.57	3208
29	Uttarakhand	258	2.72	336	10.11	272
30	West Bengal	326	4.2	332	21.93	420
31	Delhi	16	0.48	10	1.04	48
32	Puducherry	51	0.12	43	7.95	12
Total		17890	196.27	16646	860.84	19627

